



SOLUTIONS GUIDE

OFFERING FOR LOW VOLTAGE ELECTRICAL PANELS



STANDARDS FOR ELECTRICAL PANELS

In IEC standard 61439 a builder of distribution and control boards – or panel builder – is recognized as a key player in the field of LV switchgear and controlgear.

The new IEC 61439 standard supersedes the old IEC 60439 standard and perfectly defines the lines of work and responsibilities of original manufacturers, assembly manufacturers and electrical contractors (see diagram).



Original switchgear manufacturers are legally liable for the switchgear they manufacture and ship throughout design and inspection. IEC standard 60947 and its headings IEC 60947-1, -2, -3, -4 set the rules.

Assembly manufacturers (panel builders) are legally liable for the assemblies they build throughout design and inspection, especially when they modify a subassembly shipped by an original manufacturer or use an untested component. IEC standard 61439 sets the rules. Panel builders (who may be assembly manufacturers) are legally liable for the installation. IEC standard 60364 (NF C 1500 in France) sets the rules on design and construction of electrical installations.

Mersen is recognized in the world of power electronics as an expert in low voltage protection, both for current and voltage. Mersen is also a global expert in protection against current surges, shortcircuit currents and overloads, but also transient voltage surges due to lightning or switching. That expertise translates into an exceptional product portfolio for both the range and depth of the solutions it offers. Design and production of all products are completely controlled within the company. Above and beyond the intrinsic quality of our products, the Mersen brand can rely on world-class technical support available to customer to define and choose the most suitable solution for their need.

To meet the needs of manufacturers and the requirements of all the major international standards, Mersen proposes a wide range of fuse protection solutions covering all the leading technologies on the international market. Those fuses can be installed in panels using a range of devices, most of them mountable on DIN rails. Mersen's fusegear is renowned for its compact footprint, the low power dissipation of its fuses and exceptional thermal performances thanks to the use of appropriate materials.

Mersen's position as a specialist in the safety & reliability of electrical power, especially in protection and control, and our commitment to compact, thermally efficient switchgear makes us a valued partner for assembly manufacturers.



New MULTIBLOC® series size 000 ST9 and RST9



Mersen is now offering a modernised Mutibloc 000 series 9, improving considerably the performances of the device and enlarging its functionalities.

- Compact - Safe - User Friendly
- Compliant with IEC/EN 60947-3
- 2 mounting systems: Baseplate mounting, 60mm busbar mounting
- Screw mounting solution for high contact performance
- AC Application at 690VAC
- 125A rating up to 500VAC
- Easy and safe operation (up to IP30 touch protection)
- Safe switching at short circuit current 80kA
- Low Power dissipation for improved heat management
- Padlocking / Sealing system
- Fuse monitoring availability
- Microswitch available for opening detection
- Long service life

The new Multivert i-Xtensio design offers :



- A user-friendly mounting solution for current transformers at the back of the Multivert.
- A more standard installation depth of 150mm, in line with market standard dimensions.
- A solution fully compatible with existing and future Industrial control systems and with our Smart Monitoring modules

With this new design, Mersen makes a first step in more and more connected devices to make the Low Voltage grid more intelligent and to bring open data to the end-users

New MULTIVERT® and MULTIBLOC® 800VAC for PV applications



Mersen new NH Fuses & FSDs are specifically designed to answer the requirements of protection and distribution of electric networks in the combiner boxes on the AC side of the new string inverters with rated operational voltage of 800V AC.

Mersen is fully ready to support and protect the increased voltage solution for the AC side of the PV installation with fully approved Fuse Switch Disconnectors and corresponding NH Fuses.

Surge-Trap® EV - Overvoltage protection for e-Mobility










These Mersen Surge Protection Devices (SPD) are specifically suited for protection of Electrical Vehicle Charging Stations, often more exposed to surge events. Continuity of Service is essential and Surge-Trap® EV SPDs are therefore tested beyond the IEC 61643-11 product standard requirements to offer durable protection at the most typical surge currents. All devices offer fine protection to sensitive electronic equipment in EV chargers.

Available for 230/400V TT networks:

- **Type 1+2+3:** for highly exposed infrastructures, first step of protection
 - Lightning impulse current (10/350µs): 12,5kA per phase
 - Maximum discharge current (8/20µs): 65kA per phase
 - Nominal discharge current (8/20µs): 20kA per phase
 - Combined voltage pulse Uoc (1,2/50µs): 20kV
- **Type 2+3:** second step of protection or indirect exposure
 - Maximum discharge current (8/20µs): 50kA per phase
 - Nominal discharge current (8/20µs): 20kA per phase
 - Combined voltage pulse Uoc (1,2/50µs): 20kV
 - Single and three phase systems

MERSEN OFFERING FOR LOW VOLTAGE ELECTRICAL PANELS

	OFFERING			FUNCTION	
	PRODUCTS	RANGES	STANDARDS	ISOLATING	OVERCURRENT PROTECTION
	Fuses and holders	Cylindrical fuses, Modulostar® Protistor®	IEC, UL	●	●
	Fuses and bases	NH Fuses, DO	DIN	●	●
	Fuse Switch Disconnectors	Multivert® for NH fuses, Multibloc® for NH fuses, Multifix® 60mm for DO and NH fuses	DIN	●	●
	Switch Fuse Disconnectors	Linocur® for DO fuses Switch Disconnecter for NH fuses	IEC, DIN, UL	●	●
	Fuses and holders	BS88	BS	●	●
	Surge Protective Devices	Surge-Trap®	IEC, UL		
	Switch Disconnectors	Switch Disconnectors	IEC, UL	●	

ENERGY
EFFICIENT

SMALL
IS THE
BEST

			MOUNTING			COMMUNICATION	PAGES
SHORT-CIRCUIT PROTECTION	OVERVOLTAGE PROTECTION	BREAKING	DIN RAIL	BUSBAR	SCREWING	MONITORING	
•		•	•			•	6-25
•			•	•	•		26-61
•		•	•	•	•	•	30-53
•		•	•	•	•	•	14-58
•							62-71
	•		•		•	•	72-82
		•	•		•	•	83-86

For electrical panels regarding drives please consult our website ep.mersen.com for high-speed fuses:

- IEC cylindrical fuses
- square-body fuses
- NH DIN and BS-88 fuses

Fuse-Holders and Fuse Bases can be found in dedicated section .

CYLINDRICAL FUSES & FUSEGEAR OFFERING

Cylindrical fuses



SIZE	VOLTAGE	BREAKING CAPACITY	FUSES								
			GG			AM			AR		
			W/O INDICATION	WITH INDICATION	WITH STRIKER	W/O INDICATION	WITH INDICATION	WITH STRIKER	W/O INDICATION	WITH INDICATION	WITH STRIKER
8x31		400VAC 20kA	0,5 - 25A	2 - 25A	-	1 - 12A	-	-	-	-	-
10x38		250VAC 100kA	-	-	25 - 32A	-	-	25 - 32A	-	-	-
		400VAC 100 - 120kA	32A	32A	2 - 20A	25 - 32A	25A	2 - 20A	-	-	-
		500VAC 50kA	-	-	-	-	-	-	1-30A	-	-
		500VAC 120kA	0,5 - 25A	2 - 25A	-	0,16 - 20A	1 - 20A	-	-	-	-
		600VAC 200kA	-	-	-	-	-	-	-	-	0,1 - 0,63A
		690VAC 120kA	1-16A	-	-	1 - 12A	-	-	-	-	-
		690VAC 160kA	-	-	-	-	-	-	-	-	-
		250VDC 100kA	0,5 - 32A	2 - 32A	-	-	-	-	-	-	-
14x51		500VAC 120kA	-	-	1 - 50A	45 - 50A	-	20 - 50A	-	-	-
		690VAC 120kA	1 - 50A	-	-	0,25 - 40A	-	1 - 16A	-	-	-
		690VAC 160kA	-	-	-	-	-	-	6 - 63A	-	6 - 63A
		250VDC 100kA	1 - 50A	-	2 - 50A	-	-	-	-	-	-
22x58		500VAC 120kA	100 - 125A	-	100 - 125A	100 - 125A	-	100 - 125A	100 - 125A	-	100 - 125A
		690VAC 120kA	2 - 80A	-	2 - 80A	1 - 80A	-	1 - 80A	2 - 80A	-	2 - 80A
		690VAC 160kA	-	-	-	-	-	-	25 - 135A	-	25 - 135A
		250VDC 100kA	2 - 125A	-	2 - 125A	-	-	-	-	-	-

Fusegear

FUSES			PAGES	FUSE HOLDERS FUSE DISCONNECTORS		SWITCH FUSE DISCONNECTORS
GR				COMPACT	MODULAR	
W/O INDICATION	WITH INDICATION	WITH STRIKER				
-	-	-	10	CCR8 	CMC8 	-
-	-	-	11-14	CCR10 / USFM 	CMC10/CUS10 	M25F12, M25F30S 
-	-	-				
-	-	-				
-	-	-				
-	-	-				
1 - 32A	-	-				
-	-	-				
-	-	-	15-17	-	CMS/US14 	M50F03, M50F30S 
-	-	-				
1 - 63A	-	1 - 63A				
-	-	-				
100 - 125A	-	100 - 125A	18-20	-	CMS/US22 	M125F03, M125F30S 
1 - 80A	-	1 - 80A				
12 - 135A	-	12 - 135A				
-	-	-				

CYLINDRICAL FUSES & FUSEGEAR OFFERING

UL Cylindrical Fuses

				FUSES			
				TIME DELAY			FAST ACTING
	TYPE	VOLTAGE	BREAKING CAPACITY	W/O INDICATION	WITH INDICATION	WITH STRIKER	W/O INDICATION
MIDGET FUSES 	ATQ	500VAC	10kA	0,1 - 30A	–	–	–
	ATM	600VAC 600VDC	100kA	0,1 - 30A	–	–	–
CLASS CC 	ATDR	600VAC 300VDC	200kA 100kA	0,25 - 30A	–	–	–
	ATQR	600VAC 300VDC	200kA 100kA	0,1 - 30A	–	–	0,1 - 30A
	ATMR	600VAC 600VDC	200kA 100kA	–	–	–	–
CLASS J 	AJT	600VAC 500VDC	200kA 100kA	1 - 7A	8 - 600A	–	–
	A4J	600VAC 300VDC	200kA 100kA	–	–	–	1 - 600A

Fusegear

PAGES	FUSE HOLDERS FUSE DISCONNECTORS		SWITCH FUSE DISCONNECTORS
	COMPACT	MODULAR	
21	—	Modulostar® CUS10 	—
22	—	Modulostar® CUSCC 	M30CC12 
23-25	Ultrasafe US22 US27 US3J US6J 	—	M400J30 M200J30 

LOW VOLTAGE CYLINDRICAL FUSES

Size 8x31



gG

400 VAC
Breaking capacity: 20 kA

W/o indication

CAT. NUMBER	REF. NUMBER	VOLTAGE VAC (-)	CURRENT (A)	PKG
FR8GG40V0.5	P218191	400VAC	0.5A	10
FR8GG40V1	C218709	400VAC	1A	10
FR8GG40V10	A214613	400VAC	10A	10
FR8GG40V16	P216650	400VAC	16A	10
FR8GG40V2	Q219227	400VAC	2A	10
FR8GG40V20	F217677	400VAC	20A	10
FR8GG40V25	D218710	400VAC	25A	10
FR8GG40V6	A211025	400VAC	6A	10
FR8GG40V8	B213096	400VAC	8A	10

With indication

CAT. NUMBER	REF. NUMBER	VOLTAGE VAC (-)	CURRENT (A)	PKG
FR8GG40V12I	C213097	400VAC	12A	10
FR8GG40V16I	Y214105	400VAC	16A	10
FR8GG40V20I	J215127	400VAC	20A	10
FR8GG40V25I	S216147	400VAC	25A	10
FR8GG40V2I	B222204	400VAC	2A	10
FR8GG40V4I	X222959	400VAC	4A	10
FR8GG40V6I	V201291	400VAC	6A	10
FR8GG40V8I	B211026	400VAC	8A	10



aM

400 VAC
Breaking capacity: 20 kA

W/o indication

CAT. NUMBER	REF. NUMBER	VOLTAGE VAC (-)	CURRENT (A)	PKG
FR8AM40V1	C217168	400VAC	1A	10
FR8AM40V2	R218193	400VAC	2A	10
FR8AM40V4	S219229	400VAC	4A	10
FR8AM40V6	C222205	400VAC	6A	10
FR8AM40V8	F200749	400VAC	8A	10
FR8AM40V10	W201292	400VAC	10A	10
FR8AM40V12	V1007188	400VAC	12A	10

Neutral link

CAT. NUMBER	REF. NUMBER	PKG
FRN832	X211045	10

Fusegear 8x31



Compact
CCR8 fuse holder

NO. OF POLES	CAT. NUMBER	REF. NUMBER	NO. OF MOD.	PKG	LICENCE NF
1	CCR81	C200769	1	12	•
1+N	CCR81N	A218730	1	12	•
2	CCR82	V233721	2	6	
3	CCR83	W233722	3	4	



ModuloStar® CMC8

CCD CONFIGURATIONS	CAT. NUMBER W/O INDICATION	REF. NUMBER W/O INDICATION	CAT. NUMBER WITH INDICATION	REF. NUMBER WITH INDICATION	PKG
N	CMC810N	W1062688	-	-	12
1	CMC81	V1062687	CMC81I	X1062689	12
1 + N	CMC81N	P1062682	CMC81NI	R1062684	6
2	CMC82	Q1062683	CMC82I	S1062685	6
3	CMC83	M1062680	CMC83I	N1062681	4
3 + N	CMC83N	H1062676	CMC83NI	K1062678	3
4	CMC84	J1062677	CMC84I	L1062679	3

LOW VOLTAGE CYLINDRICAL FUSES

Size 10x38



gG

400/500 VAC

**Breaking capacity: 120 kA
250VDC**

Breaking capacity: 100 kA

W/o indication

CAT. NUMBER	REF. NUMBER	VOLTAGE VAC (-)	VOLTAGE DC	CURRENT (A)	PKG
FR10GG50V0.5	C211027	500VAC	250VDC	0.5A	10
FR10GG50V1	B212061	500VAC	250VDC	1A	10
FR10GG50V2	D213098	500VAC	250VDC	2A	10
FR10GG50V4	X213598	500VAC	250VDC	4A	10
FR10GG50V6	K215128	500VAC	250VDC	6A	10
FR10GG50V8	D217169	500VAC	250VDC	8A	10
FR10GG50V16	G200750	500VAC	250VDC	16A	10
FR10GG50V12	W219761	500VAC	250VDC	12A	10
FR10GG50V10	S218194	500VAC	250VDC	10A	10
FR10GG50V20	D211028	500VAC	250VDC	20A	10
FR10GG50V25	E213099	500VAC	250VDC	25A	10
FR10GG40V32	A214107	400VAC	250VDC	32A	10

With indication

CAT. NUMBER	REF. NUMBER	VOLTAGE VAC (-)	VOLTAGE DC	CURRENT (A)	PKG
FR10GG50V2I	S216653	500VAC	250VDC	2A	10
FR10GG50V4I	E217170	500VAC	250VDC	4A	10
FR10GG50V6I	T218195	500VAC	250VDC	6A	10
FR10GG50V8I	V219231	500VAC	250VDC	8A	10
FR10GG50V10I	E222207	500VAC	250VDC	10A	10
FR10GG50V12I	H200751	500VAC	250VDC	12A	10
FR10GG50V16I	H201809	500VAC	250VDC	16A	10
FR10GG50V20I	X211551	500VAC	250VDC	20A	10
FR10GG50V25I	W212585	500VAC	250VDC	25A	10
FR10GG40V32I	Z213600	400VAC	250VDC	32A	10



aM

400/500 VAC

Breaking capacity: 120 kA

W/o indication

CAT. NUMBER	REF. NUMBER	VOLTAGE VAC (-)	CURRENT (A)	PKG
FR10AM50V0.16	E214617	500VAC	0.16A	10
FR10AM50V0.25	M215130	500VAC	0.25A	10
FR10AM50V0.5	W216150	500VAC	0.5A	10
FR10AM50V1	F217171	500VAC	1A	10
FR10AM50V2	H218714	500VAC	2A	10
FR10AM50V4	W219232	500VAC	4A	10
FR10AM50V6	F222208	500VAC	6A	10
FR10AM50V8	Z201295	500VAC	8A	10
FR10AM50V10	Y211552	500VAC	10A	10
FR10AM50V12	A213601	500VAC	12A	10
FR10AM50V16	F214618	500VAC	16A	10
FR10AM50V20	X216151	500VAC	20A	10
FR10AM40V25	G217172	400VAC	25A	10
FR10AM40V32	J218715	400VAC	32A	10

With indication

CAT. NUMBER	REF. NUMBER	VOLTAGE VAC (-)	CURRENT (A)	PKG
FR10AM50V1I	X219233	500VAC	1A	10
FR10AM50V2I	G222209	500VAC	2A	10
FR10AM50V4I	K200753	500VAC	4A	10
FR10AM50V6I	K201811	500VAC	6A	10
FR10AM50V8I	Z211553	500VAC	8A	10
FR10AM50V10I	H213102	500VAC	10A	10
FR10AM50V12I	D214110	500VAC	12A	10
FR10AM50V16I	P215132	500VAC	16A	10
FR10AM50V20I	V216655	500VAC	20A	10
FR10AM40V25I	L217682	400VAC	25A	10

LOW VOLTAGE CYLINDRICAL FUSES

Size 10x38



gG

250/400 VAC
Breaking capacity: 100 kA

With striker

CAT. NUMBER	REF. NUMBER	VOLTAGE VAC (-)	CURRENT (A)	PKG
FR10GG40V2P	G083703	400VAC	2A	10
FR10GG40V4P	D084758	400VAC	4A	10
FR10GG40V6P	Y084799	400VAC	6A	10
FR10GG40V8P	F083955	400VAC	8A	10
FR10GG40V10P	A084801	400VAC	10A	10
FR10GG40V12P	G083956	400VAC	12A	10
FR10GG40V20P	Z084800	400VAC	20A	10
FR10GG40V16P	X084798	400VAC	16A	10
FR10GG25V25P	H083957	250VAC	25A	10
FR10GG25V32P	E083954	250VAC	32A	10

690 VAC
Breaking capacity: 120 kA

W/o indication

CAT. NUMBER	REF. NUMBER	VOLTAGE VAC (-)	CURRENT (A)	PKG
FR10GG69V1	R302787	690VAC	1A	10
FR10GG69V2	S302788	690VAC	2A	10
FR10GG69V4	T302789	690VAC	4A	10
FR10GG69V6	V302790	690VAC	6A	10
FR10GG69V8	W302791	690VAC	8A	10
FR10GG69V10	X302792	690VAC	10A	10
FR10GG69V12	Y302793	690VAC	12A	10
FR10GG69V16	Z302794	690VAC	16A	10



aM

250/400VAC
Breaking capacity: 100 kA

With striker

CAT. NUMBER	REF. NUMBER	VOLTAGE VAC (-)	CURRENT (A)	PKG
FR10AM40V2P	Z084984	400VAC	2A	10
FR10AM40V4P	Y085259	400VAC	4A	10
FR10AM40V6P	W085257	400VAC	6A	10
FR10AM40V8P	A084985	400VAC	8A	10
FR10AM40V10P	B084986	400VAC	10A	10
FR10AM40V12P	X085258	400VAC	12A	10
FR10AM40V16P	C084757	400VAC	16A	10
FR10AM40V20P	V085256	400VAC	20A	10
FR10AM25V25P	A076038	250VAC	25A	10
FR10AM25V32P	B076039	250VAC	32A	10

690 VAC
Breaking capacity: 120 kA

W/o indication

CAT. NUMBER	REF. NUMBER	VOLTAGE VAC (-)	CURRENT (A)	PKG
FR10AM69V1	H302779	690VAC	1A	10
FR10AM69V2	J302780	690VAC	2A	10
FR10AM69V4	K302781	690VAC	4A	10
FR10AM69V6	L302782	690VAC	6A	10
FR10AM69V8	M302783	690VAC	8A	10
FR10AM69V10	N302784	690VAC	10A	10
FR10AM69V12	P302785	690VAC	12A	10

Neutral link

CAT. NUMBER	REF. NUMBER	PKG
FRN1038	R211569	10

LOW VOLTAGE CYLINDRICAL FUSES

Protistor® Size 10x38



aR

500 VAC

Breaking capacity: 50 kA

With striker

CAT. NUMBER	REF. NUMBER	VOLTAGE VAC (-)	CURRENT (A)	PKG
A050URD1T13I	P076925	500VAC	1 A	10
A050URD1.2T13I	H076597	500VAC	1.25 A	10
A050URD1.6T13I	G076596	500VAC	1.6 A	10
A050URD2T13I	Q076926	500VAC	2 A	10
A050URD2.5T13I	F076595	500VAC	2.5 A	10
A050URD3T13I	R076927	500VAC	3.15 A	10
A050URD4T13I	S076928	500VAC	4 A	10
A050URD5T13I	T076929	500VAC	5 A	10
A050URB6T13I	V076930	500VAC	6 A	10
A050URB8T13I	W076931	500VAC	8 A	10
A050URB10T13I	X076932	500VAC	10 A	10
A050URB12T13I	Y076933	500VAC	12 A	10
A050URB16T13I	Z076934	500VAC	16 A	10
A050URB20T13I	A076935	500VAC	20 A	10
A050URL25T13I	B076936	500VAC	25 A	10
A050URL30T13I	C076937	500VAC	30 A	10

600 VAC

Breaking capacity: 200 kA

W/o indication

CAT. NUMBER	REF. NUMBER	VOLTAGE VAC (-)	CURRENT (A)	PKG
A060UD0.100T13	H077632	600VAC	0.1 A	10
A060UD0.125T13	J077633	600VAC	0.125 A	10
A060UD0.160T13	K077634	600VAC	0.16 A	10
A060UD0.200T13	L077635	600VAC	0.2 A	10
A060UD0.250T13	M077636	600VAC	0.25 A	10
A060UD0.315T13	N077637	600VAC	0.315 A	10
A060UD0.400T13	P077638	600VAC	0.4 A	10
A060UD0.500T13	Q077639	600VAC	0.5 A	10
A060UD0.630T13	R077640	600VAC	0.63 A	10



gR

690 VAC

Breaking capacity: 160 kA

W/o indication

CAT. NUMBER	REF. NUMBER	VOLTAGE VAC (-)	CURRENT (A)	PKG
FR10GR69V1	L1014563	690VAC	1 A	10
FR10GR69V1.25	N1014565	690VAC	1.25 A	10
FR10GR69V1.5	P1014566	690VAC	1.5 A	10
FR10GR69V2	Q1014567	690VAC	2 A	10
FR10GR69V2.5	T1014570	690VAC	2.5 A	10
FR10GR69V3	V1014571	690VAC	3 A	10
FR10GR69V4	W1014572	690VAC	4 A	10
FR10GR69V5	X1014573	690VAC	5 A	10
FR10GR69V6	Y1014574	690VAC	6 A	10
FR10GR69V8	Z1014575	690VAC	8 A	10
FR10GR69V10	A1014576	690VAC	10 A	10
FR10GR69V12.5	C1014578	690VAC	12.5 A	10
FR10GR69V16	D1014579	690VAC	16 A	10
FR10GR69V20	E1014580	690VAC	20 A	10
FR10GR69V25	F1014581	690VAC	25 A	10
FR10GR69V30	G1014582	690VAC	30 A	10
FR10GR69V32	H1014583	690VAC	32 A	10

LOW VOLTAGE CYLINDRICAL FUSES

Fusegear 10x38



250/400 VAC
Breaking capacity: 100 kA

NO. OF POLES	CAT. NUMBER	REF. NUMBER	NO. OF MOD.	PKG	LICENCE NF
N	CCR810N	Z214635	1	12	•
1	CCR101	N218213	1	12	•
1+N	CCR1N1M	H215655	1	12	•
2	CCR102	X233723	2	6	
3	CCR103	Y233724	3	4	



USFM10

NO. OF POLES	CAT. NUMBER	REF. NUMBER	NO. OF MOD.	PKG
3	USFM10	K1027235	45 mm	1
3	USFM10M	M1027237	45 mm	1
3	USFM10I	L1027236	45 mm	1
3	USFM10MI	N1027238	45 mm	1



Modulostar® CMC10

CCD CONFIGURATIONS	CAT. NUMBER W/O INDICATION	REF. NUMBER W/O INDICATION	CAT. NUMBER WITH INDICATION	REF. NUMBER WITH INDICATION	PKG
N	CMC810N	W1062688	-	-	12
1	CMC101	P1062705	CMC101I	S1062708	12
1+N	CMC101N	G1062698	CMC101NI	J1062700	6
2	CMC102	H1062699	CMC102I	L1062702	6
3	CMC103	E1062696	CMC103I	F1062697	4
3+N	CMC103N	Y1062690	CMC103NI	A1062692	3
4	CMC104	Z1062691	CMC104I	B1062693	3



Modulostar® CUS10

CCD CONFIGURATIONS	CAT. NUMBER W/O INDICATION	REF. NUMBER W/O INDICATION	CAT. NUMBER WITH INDICATION	REF. NUMBER WITH INDICATION	PKG
N	CUS10N	H1062722	-	-	12
1	CUS101	G1062721	CUS101I	J1062723	12
1 + N	CUS101N	C1062717	CUS101NI	E1062719	6
2	CUS102	D1062718	CUS102I	F1062720	6
3	CUS103	A1062715	CUS103I	B1062716	4
3 + N	CUS103N	W1062711	CUS103NI	Y1062713	3
4	CUS104	X1062712	CUS104I	Z1062714	3



Switch fuse disconnectors

DESCRIPTION	CAT. NUMBER	REF. NUMBER	WEIGHT	PKG
Switch.fus 25A FR10 1+2 pos.	M25F12	H1043264	0.70	1
Switch.fus 25A FR10 R side op.	M25F30S	L1043267	1.2	1,2

LOW VOLTAGE CYLINDRICAL FUSES

Size 14x51



gG

500/690 VAC

**Breaking capacity: 120 kA
250VDC**

Breaking capacity: 100 kA

W/o indication

CAT. NUMBER	REF. NUMBER	VOLTAGE VAC (-)	VOLTAGE DC	CURRENT (A)	PKG
FR14GG69V1	K218716	690VAC	250VDC	1A	10
FR14GG69V2	Y219234	690VAC	250VDC	2A	10
FR14GG69V4	A219765	690VAC	250VDC	4A	10
FR14GG69V6	H222210	690VAC	250VDC	6A	10
FR14GG69V8	D222965	690VAC	250VDC	8A	10
FR14GG69V10	L200754	690VAC	250VDC	10A	10
FR14GG69V12	L201812	690VAC	250VDC	12A	10
FR14GG69V16	A211554	690VAC	250VDC	16A	10
FR14GG69V20	Z212588	690VAC	250VDC	20A	10
FR14GG69V25	C213603	690VAC	250VDC	25A	10
FR14GG50V32	W216656	500VAC	250VDC	32A	10
FR14GG50V40	X218198	500VAC	250VDC	40A	10
FR14GG50V50	Z219235	500VAC	250VDC	50A	10

500 VAC

Breaking capacity: 120 kA

With striker

CAT. NUMBER	REF. NUMBER	VOLTAGE VAC (-)	VOLTAGE DC	CURRENT (A)	PKG
FR14GG50V2P	J211033	500VAC	250VDC	2A	10
FR14GG50V4P	H212067	500VAC	250VDC	4A	10
FR14GG50V6P	G214113	500VAC	250VDC	6A	10
FR14GG50V8P	R215134	500VAC	250VDC	8A	10
FR14GG50V10P	Z216153	500VAC	250VDC	10A	10
FR14GG50V12P	L217176	500VAC	250VDC	12A	10
FR14GG50V16P	Z218200	500VAC	250VDC	16A	10
FR14GG50V20P	B219237	500VAC	250VDC	20A	10
FR14GG50V25P	L222213	500VAC	250VDC	25A	10
FR14GG50V32P	P200757	500VAC	250VDC	32A	10
FR14GG50V40P	P201815	500VAC	250VDC	40A	10
FR14GG50V50P	D211557	500VAC	250VDC	50A	10



aM

500/690 VAC

Breaking capacity: 120 kA

W/o indication

CAT. NUMBER	REF. NUMBER	VOLTAGE VAC (-)	CURRENT (A)	PKG
FR14AM69V0.25	B212590	690VAC	0.25A	10
FR14AM69V0.5	L213105	690VAC	0.5A	10
FR14AM69V1	E213605	690VAC	1A	10
FR14AM69V2	H214114	690VAC	2A	10
FR14AM69V4	K214622	690VAC	4A	10
FR14AM69V6	S215135	690VAC	6A	10
FR14AM69V8	T215642	690VAC	8A	10
FR14AM69V10	Z216659	690VAC	10A	10
FR14AM69V12	M217177	690VAC	12A	10
FR14AM69V16	Q217686	690VAC	16A	10
FR14AM69V20	P218720	690VAC	20A	10
FR14AM69V25	E219769	690VAC	25A	10
FR14AM50V32	M222214	500VAC	32A	10
FR14AM50V40	Q200758	500VAC	40A	10
FR14AM50V45	L211035	500VAC	45A	10
FR14AM50V50	E211558	500VAC	50A	10

500 VAC

Breaking capacity: 120 kA

With striker

CAT. NUMBER	REF. NUMBER	VOLTAGE VAC (-)	CURRENT (A)	PKG
FR14AM50V1P	W215644	500VAC	1A	10
FR14AM50V2P	B216661	500VAC	2A	10
FR14AM50V4P	C218203	500VAC	4A	10
FR14AM50V6P	E219240	500VAC	6A	10
FR14AM50V8P	N222215	500VAC	8A	10
FR14AM50V10P	S200760	500VAC	10A	10
FR14AM50V12P	R201817	500VAC	12A	10
FR14AM50V16P	G211560	500VAC	16A	10
FR14AM50V20P	E212593	500VAC	20A	10
FR14AM50V25P	H213608	500VAC	25A	10
FR14AM50V32P	N214625	500VAC	32A	10
FR14AM50V40P	X215645	500VAC	40A	10
FR14AM50V45P	C216662	500VAC	45A	10
FR14AM50V50P	D218204	500VAC	50A	10

Neutral link

CAT. NUMBER	REF. NUMBER	PKG
FRN1451	M212600	10

LOW VOLTAGE CYLINDRICAL FUSES

Protistor® Size 14x51



aR

690 VAC
Breaking capacity: 160 kA

With striker

CAT. NUMBER	REF. NUMBER	VOLTAGE VAC (-)	CURRENT (A)	PKG
FR14AR69V6T	P1056656	690VAC	6 A	10
FR14AR69V8T	Q1056657	690VAC	8 A	10
FR14AR69V10T	R1056658	690VAC	10 A	10
FR14AR69V12T	S1056659	690VAC	12 A	10
FR14AR69V16T	T1056660	690VAC	16 A	10
FR14AR69V20T	V1056661	690VAC	20 A	10
FR14AR69V25T	W1056662	690VAC	25 A	10
FR14AR69V32T	X1056663	690VAC	32 A	10
FR14AR69V40T	Y1056664	690VAC	40 A	10
FR14AR69V50T	Z1056665	690VAC	50 A	10
FR14AR69V63T	A1056666	690VAC	63 A	

690 VAC
Breaking capacity: 160 kA

W/o indication

CAT. NUMBER	REF. NUMBER	VOLTAGE VAC (-)	CURRENT (A)	PKG
FR14AR69V6	H1027325	690VAC	6 A	10
FR14AR69V8	J1027326	690VAC	8 A	10
FR14AR69V10	K1027327	690VAC	10 A	10
FR14AR69V12	L1027328	690VAC	12 A	10
FR14AR69V16	M1027329	690VAC	16 A	10
FR14AR69V20	N1027330	690VAC	20 A	10
FR14AR69V25	P1027331	690VAC	25 A	10
FR14AR69V32	Q1027332	690VAC	32 A	10
FR14AR69V40	R1027333	690VAC	40 A	10
FR14AR69V50	S1027334	690VAC	50 A	10
FR14AR69V63	T1027335	690VAC	63 A	10



gR

690 VAC
Breaking capacity: 160 kA

With striker

CAT. NUMBER	REF. NUMBER	VOLTAGE VAC (-)	CURRENT (A)	PKG
FR14GR69V2T	D1017178	690VAC	2 A	10
FR14GR69V4T	E1017179	690VAC	4 A	10
FR14GR69V6T	F1017180	690VAC	6 A	10
FR14GR69V8T	G1017181	690VAC	8 A	10
FR14GR69V10T	H1017182	690VAC	10 A	10
FR14GR69V12T	J1017183	690VAC	12 A	10
FR14GR69V16T	K1017184	690VAC	16 A	10
FR14GR69V20T	L1017185	690VAC	20 A	10
FR14GR69V25T	M1017186	690VAC	25 A	10
FR14GR69V32T	Q1017189	690VAC	32 A	10
FR14GR69V40T	S1017191	690VAC	40 A	10
FR14GR69V50T	T1017192	690VAC	50 A	10
FR14GR69V63T	V1017193	690VAC	63 A	10

690 VAC
Breaking capacity: 160 kA

W/o indication

CAT. NUMBER	REF. NUMBER	VOLTAGE VAC (-)	CURRENT (A)	PKG
FR14GR69V1	X1017195	690VAC	1 A	10
FR14GR69V2	Y1017196	690VAC	2 A	10
FR14GR69V4	Z1017197	690VAC	4 A	10
FR14GR69V6	A1017198	690VAC	6 A	10
FR14GR69V8	B1017199	690VAC	8 A	10
FR14GR69V10	C1017200	690VAC	10 A	10
FR14GR69V12	D1017201	690VAC	12 A	10
FR14GR69V16	E1017202	690VAC	16 A	10
FR14GR69V20	F1017203	690VAC	20 A	10
FR14GR69V25	G1017204	690VAC	25 A	10
FR14GR69V32	H1017205	690VAC	32 A	10
FR14GR69V40	J1017206	690VAC	40 A	10
FR14GR69V50	K1017207	690VAC	50 A	10
FR14GR69V63	L1017208	690VAC	63 A	10

LOW VOLTAGE CYLINDRICAL FUSES

Fusegear 14x51



Modulostar® CMS14

CCD CONFIGURATIONS	CAT. NUMBER W/O INDICATION	REF. NUMBER W/O INDICATION	CAT. NUMBER WITH INDICATION	REF. NUMBER WITH INDICATION	PKG
1	CMS141	A331016	CMS141I	L331049	6
1+N	CMS141N	T331010	CMS141NI	M331050	3
2	CMS142	R331031	CMS142I	M331004	3
3	CMS143	S331032	CMS143I	K331071	2
3+N	CMS143N	D331042	CMS143NI	Q331007	1
4	CMS144	F331021	-	-	1
N	CMS14N	T331056	-	-	6
With microswitches for fuses with striker (+ pre-isolation)					
1	CMS141M	Z331038	CMS141MI	S331055	6
1+N	CMS141NM	L331026	CMS14NMI	Q331030	6
2 [2 switches]	CMS142M	A331062	CMS142MI	X331036	3
3	CMS143M	F331067	CMS143MI	P331006	2
3 [2 switches]	CMS143M2	H331069	CMS143M2I	Y331037	2
3+N	CMS143NM	E331043	CMS143NMI	H331000	1



UltraSafe™ US14

CCD CONFIGURATIONS	CAT. NUMBER W/O INDICATION	REF. NUMBER W/O INDICATION	CAT. NUMBER WITH INDICATION	REF. NUMBER WITH INDICATION	PKG
1	US141	Z331153	US141I	A331154	6
1+N	US141N	D331157	-	-	3
2	US142	G331137	US142I	H331138	3
3	US143	N331143	US143I	P331144	2
3+N	US143N	X331151	-	-	1
With microswitch					
1	US141MI	C331156	-	-	6
2	US142MI	K331140	US142M	J331139	6
2	US142M2I	M331142	-	-	3
3	US143MI	S331147	-	-	2
3	US143M2I	W331150	-	-	2



Switch fuse disconnectors

DESCRIPTION	CAT. NUMBER	REF. NUMBER	WEIGHT (G)	PKG
Switch.fus 50A FR14 0+3 pos.	M50F03	K1043266	1.3	1
Switch.fus 50A FR14 R side op.	M50F30S	L1043267	1.2	1

LOW VOLTAGE CYLINDRICAL FUSES

Size 22x58



gG

690 VAC

Breaking capacity: 120 kA

250VDC

Breaking capacity: 100 kA

W/o indication

CAT. NUMBER	REF. NUMBER	VOLTAGE VAC (-)	VOLTAGE DC	CURRENT (A)	PKG
FR22GG69V2	F219241	690VAC	250VDC	2A	10
FR22GG69V4	H219772	690VAC	250VDC	4A	10
FR22GG69V6	P222216	690VAC	250VDC	6A	10
FR22GG69V8	L222972	690VAC	250VDC	8A	10
FR22GG69V10	T200761	690VAC	250VDC	10A	10
FR22GG69V12	J201304	690VAC	250VDC	12A	10
FR22GG69V16	S201818	690VAC	250VDC	16A	10
FR22GG69V20	P211038	690VAC	250VDC	20A	10
FR22GG69V25	N212072	690VAC	250VDC	25A	10
FR22GG69V32	F212594	690VAC	250VDC	32A	10
FR22GG69V40	J213609	690VAC	250VDC	40A	10
FR22GG69V50	P214626	690VAC	250VDC	50A	10
FR22GG69V63	Y215646	690VAC	250VDC	63A	10
FR22GG69V80	Q217180	690VAC	250VDC	80A	10
FR22GG50V100	E218205	500VAC	250VDC	100A	10
FR22GG50V125	J219773	500VAC	250VDC	125A	10

690 VAC

Breaking capacity: 120 kA

With striker

CAT. NUMBER	REF. NUMBER	VOLTAGE VAC (-)	VOLTAGE DC	CURRENT (A)	PKG
FR22GG69V2P	N093760	690VAC	250VDC	2A	10
FR22GG69V4P	R214628	690VAC	250VDC	4A	10
FR22GG69V6P	A215648	690VAC	250VDC	6A	10
FR22GG69V8P	F216665	690VAC	250VDC	8A	10
FR22GG69V10P	W217691	690VAC	250VDC	10A	10
FR22GG69V12P	W218726	690VAC	250VDC	12A	10
FR22GG69V16P	L219775	690VAC	250VDC	16A	10
FR22GG69V20P	P222975	690VAC	250VDC	20A	10
FR22GG69V25P	M201307	690VAC	250VDC	25A	10
FR22GG69V32P	S211041	690VAC	250VDC	32A	10
FR22GG69V40P	R212075	690VAC	250VDC	40A	10
FR22GG69V50P	M213612	690VAC	250VDC	50A	10
FR22GG50V63P	S214629	500VAC	250VDC	63A	10
FR22GG50V80P	F216159	500VAC	250VDC	80A	10
FR22GG50V100P	T217183	500VAC	250VDC	100A	10
FR22GG50V125P	H218208	500VAC	250VDC	125A	10



aM

690 VAC

Breaking capacity: 120 kA

W/o indication

CAT. NUMBER	REF. NUMBER	VOLTAGE VAC (-)	CURRENT (A)	PKG
FR22AM69V1	M219776	690VAC	1A	10
FR22AM69V2	T222220	690VAC	2A	10
FR22AM69V4	Q222976	690VAC	4A	10
FR22AM69V6	Y200765	690VAC	6A	10
FR22AM69V8	N201308	690VAC	8A	10
FR22AM69V10	X201822	690VAC	10A	10
FR22AM69V12	T211042	690VAC	12A	10
FR22AM69V16	M211565	690VAC	16A	10
FR22AM69V20	S212076	690VAC	20A	10
FR22AM69V25	J212597	690VAC	25A	10
FR22AM69V32	V213113	690VAC	32A	10
FR22AM69V40	N213613	690VAC	40A	10
FR22AM69V50	R214122	690VAC	50A	10
FR22AM69V63	C215650	690VAC	63A	10
FR22AM69V80	H216667	690VAC	80A	10
FR22AM50V100	Y217693	500VAC	100A	10
FR22AM50V125	J218209	500VAC	125A	10

690 VAC

Breaking capacity: 120 kA

With striker

CAT. NUMBER	REF. NUMBER	VOLTAGE VAC (-)	CURRENT (A)	PKG
FR22AM69V1P	E215652	690VAC	1A	10
FR22AM69V2P	J216162	690VAC	2A	10
FR22AM69V4P	A217695	690VAC	4A	10
FR22AM69V6P	Y218728	690VAC	6A	10
FR22AM69V8P	Q219779	690VAC	8A	10
FR22AM69V10P	S222978	690VAC	10A	10
FR22AM69V12P	R201311	690VAC	12A	10
FR22AM69V16P	W211044	690VAC	16A	10
FR22AM69V20P	W212079	690VAC	20A	10
FR22AM69V25P	Q213615	690VAC	25A	10
FR22AM69V32P	X214633	690VAC	32A	10
FR22AM69V40P	F215653	690VAC	40A	10
FR22AM69V50P	K216669	690VAC	50A	10
FR22AM50V63P	B217696	500VAC	63A	10
FR22AM50V80P	Z218729	500VAC	80A	10
FR22AM50V100P	T222979	500VAC	100A	10
FR22AM50V125P	S201312	500VAC	125A	10

Neutral link

CAT. NUMBER	REF. NUMBER	PKG
FRN2258	R213616	10

LOW VOLTAGE CYLINDRICAL FUSES

Protistor® Size 22x58



aR

690 VAC
Breaking capacity: 160 kA

W/o indication

CAT. NUMBER	REF. NUMBER	VOLTAGE VAC (-)	CURRENT (A)	PKG
FR22AR69V25	Y1027316	690VAC	25 A	10
FR22AR69V32	Z1027317	690VAC	32 A	10
FR22AR69V40	A1027318	690VAC	40 A	10
FR22AR69V50	B1027319	690VAC	50 A	10
FR22AR69V63	C1027320	690VAC	63 A	10
FR22AR69V80	D1027321	690VAC	80 A	10
FR22AR69V100	E1027322	690VAC	100 A	10
FR22AR69V125	F1027323	690VAC	125 A	10
FR22AR69V135	G1027324	690VAC	135 A	10

690 VAC
Breaking capacity: 120 kA

With striker

CAT. NUMBER	REF. NUMBER	VOLTAGE VAC (-)	CURRENT (A)	PKG
FR22AR69V25T	B1056667	690VAC	25 A	10
FR22AR69V32T	C1056668	690VAC	32 A	10
FR22AR69V40T	D1056669	690VAC	40 A	10
FR22AR69V50T	E1056670	690VAC	50 A	10
FR22AR69V63T	F1056671	690VAC	63 A	10
FR22AR69V80T	G1056672	690VAC	80 A	10
FR22AR69V100T	H1056673	690VAC	100 A	10
FR22AR69V125T	J1056674	690VAC	125 A	10
FR22AR69V135T	K1056675	690VAC	135 A	10



gR

690 VAC
Breaking capacity: 160 kA

W/o indication

CAT. NUMBER	REF. NUMBER	VOLTAGE VAC (-)	CURRENT (A)	PKG
FR22GR69V12	W1018551	690VAC	12 A	10
FR22GR69V16	X1018552	690VAC	16 A	10
FR22GR69V20	Y1018553	690VAC	20 A	10
FR22GR69V25	Z1018554	690VAC	25 A	10
FR22GR69V32	A1018555	690VAC	32 A	10
FR22GR69V40	B1018556	690VAC	40 A	10
FR22GR69V50	C1018557	690VAC	50 A	10
FR22GR69V63	D1018558	690VAC	63 A	10
FR22GR69V80	E1018559	690VAC	80 A	10
FR22GR69V100	F1018560	690VAC	100 A	10
FR22GR69V125	G1018561	690VAC	125 A	10
FR22GR69V135	H1018562	690VAC	135 A	10

690 VAC
Breaking capacity: 160 kA

With striker

CAT. NUMBER	REF. NUMBER	VOLTAGE VAC (-)	CURRENT (A)	PKG
FR22GR69V12T	W1018620	690VAC	12 A	10
FR22GR69V16T	X1018621	690VAC	16 A	10
FR22GR69V20T	Y1018622	690VAC	20 A	10
FR22GR69V25T	Z1018623	690VAC	25 A	10
FR22GR69V32T	A1018624	690VAC	32 A	10
FR22GR69V40T	B1018625	690VAC	40 A	10
FR22GR69V50T	C1018626	690VAC	50 A	10
FR22GR69V63T	D1018627	690VAC	63 A	10
FR22GR69V80T	E1018628	690VAC	80 A	10
FR22GR69V100T	F1018629	690VAC	100 A	10
FR22GR69V125T	G1018630	690VAC	125 A	10
FR22GR69V135T	H1018631	690VAC	135 A	10

LOW VOLTAGE CYLINDRICAL FUSES

Fusegear 22x58



ModuloStar® CMS

NUMBER OF POLES/ PHASES	CAT. NUMBER W/O INDICATION	REF. NUMBER W/O INDICATION	CAT. NUMBER WITH INDICATION	REF. NUMBER WITH INDICATION	PKG
1	CMS221	T331079	CMS221I	B331086	6
1+N	CMS221N	H331092	CMS221NI	W1001462	3
2	CMS222	Q331122	CMS222I	D331134	3
3	CMS223	E331135	CMS223I	D331134	2
3+N	CMS223N	A331108	CMS223NI	N1001455	1
4	CMS224	Q331099			1
N	CMS22N	K331094			6
With microswitches for fuses with striker (+ pre-isolation)					
1	CMS221M	S331078	CMS221MI	N331074	6
1+N	CMS221NM	W1016642	CMS221NMI	N1016589	3
2 (2 switches)	CMS222M	V331080	CMS222MI	P331098	3
3	CMS223M	B331109	CMS223MI	E331112	2
3 (2 switches)	CMS223M2	C331087	CMS223M2I	E331112	2
3+N	CMS223NM	T331102	CMS223NMI	W331104	1



UltraSafe™ US22

CCD CONFIGURATIONS	CAT. NUMBER W/O INDICATION	REF. NUMBER W/O INDICATION	CAT. NUMBER WITH INDICATION	REF. NUMBER WITH INDICATION	PKG
3	US223	R331169	US223I	S331170	2
3 + N	US223N	X331174	-	-	1
1	US221	E331158	US221I	F331159	6
2	US222	K331163	US222I	L331164	3
1 + N	US221N	H331161	-	-	3
With microswitches for fuses with striker (+ pre-isolation)					
1	US221M	G331160	US221MI	Z1006203	6
1 + N	US221NM	J331162	-	-	3
2	US222M	M331165	US222MI	N331166	3
2	US222M2	P331167	US222M2I	Q331168	3
3	US223M	T331171	US223M2I	X1011974	2
3	US223M2	W331173	US223MI	V331172	2



Switch fuse disconnectors

DESCRIPTION	CAT. NUMBER	REF. NUMBER	WEIGHT (G)	PKG
Switch.fus 125A FR22 0+3 pos.	M125F03	P1043270	1.5	1
Switch.fus 125A FR22 R side op.	M125F30S	Q1043271	1.6	1

LOW VOLTAGE CYLINDRICAL FUSES

Midget fuses



ATQ Time-Delay Midget Fuses

Volts: 500VAC
Amps: 1/10 to 30A
I.R.: 10kA I.R

CAT. NUM			
ATQ1/10	ATQ1-1/8	ATQ3-2/10	ATQ12
ATQ1/8	ATQ1-1/4	ATQ3-1/2	ATQ14
ATQ15/100	ATQ1-4/10	ATQ4	ATQ15
ATQ3/16	ATQ1-1/2	ATQ4-1/2	ATQ20
ATQ2/10	ATQ1-6/10	ATQ5	ATQ25
ATQ1/4	ATQ1-8/10	ATQ5-6/10	ATQ30
ATQ3/10	ATQ2	ATQ6	-
ATQ4/10	ATQ2-1/8	ATQ6-1/4	-
ATQ1/2	ATQ2-1/4	ATQ7	-
ATQ6/10	ATQ2-1/2	ATQ8	-
ATQ8/10	ATQ2-8/10	ATQ9	-
ATQ1	ATQ3	ATQ10	-



ATM Fast-Acting Midget Fuses

Volts: 600VAC / DC
Amps: 1/10 to 30A (35 to 50A AC only)
I.R.: 100kA I.R.; 10kA I.R. AC (35 to 50A)

CAT. NUM		
ATM1/10	ATM2	ATM12
ATM1/8	ATM3	ATM15
ATM2/10	ATM4	ATM20
ATM1/4	ATM5	ATM25
ATM1/2	ATM6	ATM30
ATM3/4	ATM7	ATM30/35*
ATM1	ATM8	ATM30/40*
ATM1-1/2	ATM10	ATM30/50*

* Are not continuous current rated devices



ModuloStar™ compact fuse holders for 10.3x38.1 fuse-links

CAT. NUM W/O INDICATION	CAT. NUM WITH INDICATION	NUMBER OF POLES/ PHASES	PKG
CUS101	CUS101I	1	12
CUS101N	CUS101NI	1+N	6
CUS102	CUS102I	2	6
CUS103	CUS103I	3	4
CUS103N	CUS103NI	3+N	3
CUS104	CUS104I	4	3
CUS10N	-	N	12

LOW VOLTAGE CYLINDRICAL FUSES

Class CC



ATDR Time Delay/Class CC

Volts: 600VAC, 300VDC
Amps: 1/4 to 30A
IR: 200kA I.R. AC, 100kA I.R. DC

CAT. NUM				
ATDR1/4	ATDR1-1/2	ATDR3	ATDR6	ATDR12
ATDR1/2	ATDR1-6/10	ATDR3-2/10	ATDR6-1/4	ATDR15
ATDR8/10	ATDR1-8/10	ATDR3-1/2	ATDR7	ATDR17-1/2
ATDR1	ATDR2	ATDR4	ATDR7-1/2	ATDR20
ATDR1-1/8	ATDR2-1/4	ATDR4-1/2	ATDR8	ATDR25
ATDR1-1/4	ATDR2-1/2	ATDR5	ATDR9	ATDR30
ATDR1-4/10	ATDR2-8/10	ATDR5-6/10	ATDR10	-



ATQR Time Delay/Class CC

Volts: 600VAC (1/10-30A), 300VDC (3-2/10 - 30A)
Amps: 1/10 to 30A
IR: 200kA I.R. AC, 100kA I.R. DC

CAT. NUM			
ATQR1/10	ATQR8/10	ATQR2-8/10	ATQR7-1/2
ATQR1/8	ATQR1	ATQR3	ATQR8
ATQR3/16	ATQR1-1/8	ATQR3-2/10	ATQR9
ATQR2/10	ATQR1-1/4	ATQR3-1/2	ATQR10
ATQR1/4	ATQR1-4/10	ATQR4	ATQR12
ATQR3/10	ATQR1-1/2	ATQR4-1/2	ATQR15
ATQR4/10	ATQR1-6/10	ATQR5	ATQR17-1/2
ATQR1/2	ATQR1-8/10	ATQR5-6/10	ATQR20
ATQR6/10	ATQR2	ATQR6	ATQR25
ATQR3/4	ATQR2-1/4	ATQR6-1/4	ATQR30
-	ATQR2-1/2	ATQR7	-

ATMR - Fast Acting/Class CC

Volts: 600VAC / DC
Amps: 1/10 to 30A
IR: 200kA I.R. AC, 100kA I.R. DC

CAT. NUM			
ATMR1/10	ATMR1	ATMR4	ATMR10
ATMR1/8	ATMR1-1/4	ATMR5	ATMR12
ATMR2/10	ATMR1-1/2	ATMR6	ATMR15
ATMR1/4	ATMR2	ATMR7	ATMR20
ATMR3/10	ATMR2-1/2	ATMR8	ATMR25
ATMR1/2	ATMR3	ATMR9	ATMR30
ATMR3/4	ATMR3-1/2	-	-

Modulostar™ CUSCC

CAT. NUM W/O INDICATION	CAT. NUM WITH INDICATION	NUMBER OF POLES/PHASES	PKG
CUSCC1	CUSCC1I	1	12
CUSCC1N	CUSCC1NI	1 + N	6
CUSCC2	CUSCC2I	2	6
CUSCC3	CUSCC3I	3	4
CUSCC3N	CUSCC3NI	3 + N	3
CUSCC4	CUSCC4I	4	3



Switch fuse disconnectors

DESCRIPTION	CAT. NUMBER	WEIGHT	PKG
Class CC Fused Disconnect 600V 30A, 3 poles [1 pole on left side of handle and 2 poles on right side]	M30CC12	0.70	1

LOW VOLTAGE CYLINDRICAL FUSES

Class J



AJT - Time delay/Class J

Volts: 600VAC or less, 500VDC or less
Amps: 1 to 600A
IR: 200kA I.R. AC, 100kA I.R. DC (Self-certified for 600VAC, 300kA I.R., UL witnessed).

1-7A: NON-INDICATING ONLY; SMARTSPOT VISUAL INDICATOR NOT AVAILABLE		8-600A: NON INDICATING AND SMARTSPOT VERSIONS AVAILABLE		
		FOR NON-INDICATING, ADD SUFFIX 'N' TO CATALOG NUMBER. EX.: AJT30 (INDICATING); AJT30N (NON-INDICATING).		
AJT1N	AJT3-2/10N	AJT8	AJT45	AJT200
AJT1-1/4N	AJT3-1/2N	AJT9	AJT50	AJT225
AJT1-1/2N	AJT4N	AJT10	AJT60	AJT250
AJT1-6/10N	AJT4-1/2N	AJT12	AJT70	AJT300
AJT1-8/10N	AJT5N	AJT15	AJT80	AJT350
AJT2N	AJT5-6/10N	AJT17-1/2	AJT90	AJT400
AJT2-1/4N	AJT6N	AJT20	AJT100	AJT450
AJT2-1/2N	AJT6-1/4N	AJT25	AJT110	AJT500
AJT2-8/10N	AJT7N	AJT30	AJT125	AJT600
AJT3N		AJT35	AJT150	
		AJT40	AJT175	

Note: SmartSpot visual indicator is not available (1-7A)

Recommended fuse blocks with box connectors for Amp-Trap® Class J fuses

FUSE AMPERE RATING	CAT. NUM	
	600V OR LESS	
	1 POLE	3 POLE
0-30	US3J1I	US3J3I
31-60	US6J1I	US6J3I
61-100	61036J	61038J
101-200	62001J	62003J
201-400	64031J	64033J
401-600	6631J	6633J

A variety of pole configurations and termination provisions are available. Refer to ep.mersen.com for details

A4J - Fast Acting/Class J

Volts: 600VAC, 300VDC
Amps: 1 to 600A
IR: 200kA I.R. AC, 100kA I.R. DC



CATALOG NUMBERS			
A4J1	A4J35	A4J90	A4J250
A4J3	A4J40	A4J100	A4J300
A4J6	A4J45	A4J110	A4J350
A4J10	A4J50	A4J125	A4J400
A4J15	A4J60	A4J150	A4J450
A4J20	A4J70	A4J175	A4J500
A4J25	A4J75	A4J200	A4J600
A4J30	A4J80	A4J225	

Recommended fuse blocks with box connectors for Amp-Trap® Class J fuses

CATALOG NUMBER	
600V OR LESS	
1 POLE	3 POLE
US3J1I	US3J3I
US6J1I	US6J3I
61036J	61038J
62001J	62003J
64031J	64033J
6631J	

A variety of pole configurations and termination provisions are available. Refer to Section FB for details.

LOW VOLTAGE CYLINDRICAL FUSES

Class J



UltraSafe™ US22

CCD CONFIGURATIONS	CAT. NUMBER W/O INDICATION	REF. NUMBER W/O INDICATION	CAT. NUMBER WITH INDICATION	REF. NUMBER WITH INDICATION	PKG
3	US223	R331169	US223I	S331170	2
3 + N	US223N	X331174	-	-	1
1	US221	E331158	US221I	F331159	6
2	US222	K331163	US222I	L331164	3
1 + N	US221N	H331161	-	-	3
with auxiliary microswitch					
1	US221M	G331160	US221MI	Z1006203	6
1 + N	US221NM	J331162	US222M2I	Q331168	3
2	US222M	M331165	US222MI	N331166	3
2	US222M2	P331167	US222M2I	Q331168	3
3	US223M	T331171	US223M2I	X1011974	2
3	US223M2	W331173	US223MI	V331172	2



Modulostar® CMS27

Modulostar® fuse holders for 27x60 fuse-links, without indicator

CATALOG NUMBER	ITEM NUMBER	NUMBER OF POLES/PHASES	DESIGN	PKG	WEIGHT
CMS271	R210580	1	single pole	3	0.30 kg
CMS271N	S210581	1 + N	single pole + neutral conductor	1	0.72 kg
CMS272	T210582	2	double pole	1	0.67 kg
CMS273	V210583	3	triple pole	1	0.91 kg
CMS273N	W210584	3 + N	triple pole + neutral conductor	1	1.25 kg
CMS27N	B210152	N	neutral conductor	3	0.37 kg



UltraSafe™ US27

CCD CONFIGURATIONS	CAT. NUMBER W/O INDICATION	REF. NUMBER W/O INDICATION	CAT. NUMBER WITH INDICATION	REF. NUMBER WITH INDICATION	PKG
1	US271	G320005	US271I	J226420	3
1+N	-	-	US271NI	K226421	1
2	US272	H320006	US272I	L226422	1
3	US273	J320007	US273I	M226423	3
3+N	-	-	US273NI	N226424	1
N	US27N	R232729	-	-	3
with auxiliary microswitch					
1	-	-	US271MI	R227600	1
2	-	-	US272M2I	T227602	1
2	-	-	US272MI	S227601	1
with auxiliary microswitch and ring lug connection					
1	-	-	US271MIRING	Z227607	1
2	-	-	US272M2IRING	B227609	1
with ring lug connection					
1+N	-	-	US271NIRING	E223518	1
1	-	-	US271IRING	B223515	3
2	-	-	US272IRING	C223516	1
3	-	-	US273IRING	D223517	3
N	-	-	US27NIRING	F223519	3

LOW VOLTAGE CYLINDRICAL FUSES

Class J



UltraSafe™ Class J Fuse Holders US3J & US6J, 600VAC / 600VDC

CAT. NUMBER W/O INDICATION	CAT. NUMBER WITH INDICATION	DESCRIPTION	AMPERE RATING	CERTIFICATIONS
US3J1	US3J1I	1-Pole 30A	30A	UL Listed CSA Approved IEC Certified
US3J2	US3J2I	2-Pole 30A		
US3J3	US3J3I	3-Pole 30A		
US6J1	US6J1I	1-Pole 30A	60A	
US6J2	US6J2I	2-Pole 30A		
US6J3	US6J3I	3-Pole 30A		



Switch fuse disconnectors

AMPERE RATING	30	60	100	200	300	400
Base Part #	M30	M60	M100	M200	M300	M400
Fuse Type	CC, J	J	J	J	J	J
3- and 4-pole configurations	12, 22, 30F, 30S	12, 22, 22N, 30, 30F, 30S, 40, 40N	12, 22, 22N, 30, 30F, 30S, 40, 40N	30, 40	12, 30, 40	12, 30, 40

S = Side operated F = Rod-Flange actuated (Direct Side Operated Handles are included with 'S' option)



NH FUSES AND FUSEGEAR OFFERING

NH fuses

SIZE	VOLTAGE*	BREAKING CAPACITY	FUSES			PAGES
			GG	AM	AR	
			WITH DOUBLE INDICATION	WITH DOUBLE INDICATION	WITH DOUBLE INDICATION	
 000	400VAC	100kA	2 - 100A	–	–	28-30
	500VAC / 250VDC	120kA / 80kA	2 - 100A	2 - 80A	–	
	690VAC	80kA	2 - 80A	2 - 63A	16-315A	
 00	400VAC	100kA	125 - 160A	–	–	31-34
	500VAC / 250VDC	120kA / 80kA	125 - 160A	100 - 160A	–	
	690VAC	80kA	32 - 125A	50 - 125A	20-315A	
 0	400VAC	100kA	–	–	–	35-37
	500VAC / 250VDC	120kA / 80kA	6 - 250A	100 - 200A	–	
	690VAC / 400VDC	80kA / 80kA	10 - 160A	10 - 160A	32-315A	
 1	400VAC	100kA	35 - 250A	–	–	38-41
	500VAC / 250VDC	120kA / 80kA	16 - 355A	100 - 315A	–	
	690VAC / 400VDC	80kA / 80kA	16 - 250A	16 - 250A	63-400A	
 2	400VAC	100kA	35 - 400A	–	–	42-45
	500VAC / 250VDC	120kA / 80kA	25 - 500A	25 - 500A	–	
	690VAC	170kA/80kA	32 - 355A	35 - 400A	160-700A	
 3	400VAC	100kA	250 - 630A	–	–	46-53
	500VAC / 250VDC	120kA / 80kA	100 - 630A	315 - 630A	–	
	690VAC	170kA / 80kA	250 - 500A	250 - 500A	315-1000A	

NH fuses are available with striker NH gTr fuses are available see ep.mersen.com

* DC voltage for NH gG fuses

Fusegear

BASES	SWITCH FUSE DISCONNECTORS	FUSE SWITCH DISCONNECTORS	ACCESSORIES
	 <p>M63D03</p>  <p>M400D</p>  <p>M630D</p>	 <p>Multibloc®</p>  <p>Multibloc®</p>  <p>Multivert®</p>  <p>Multifix 60</p>	 <p>COOSZDIN</p>  <p>COOSZDIN</p>  <p>Pull handle</p>  <p>Neutral link</p>

NH FUSES

Size 000



gG

400 VAC
Breaking capacity: 100 kA

With double indication

CAT. NUMBER	REF. NUMBER	CURRENT (A)	WITH DOUBLE INDICATION	PKG
NH000GG40V2	Z223674	2	2 - 100A	3
NH000GG40V4	A223675	4		3
NH000GG40V6	B223676	6		3
NH000GG40V10	C223677	10		3
NH000GG40V16	D223678	16		9
NH000GG40V20	E223679	20		9
NH000GG40V25	F223680	25		9
NH000GG40V32	G223681	32		9
NH000GG40V35	H223682	35		9
NH000GG40V40	J223683	40		9
NH000GG40V50	K223684	50		9
NH000GG40V63	L223685	63		9
NH000GG40V80	M223686	80		9
NH000GG40V100	N223687	100		9

500 VAC / 250 VDC
Breaking capacity:
120 kA / 80kA

With double indication

CAT. NUMBER	REF. NUMBER	CURRENT (A)	WITH DOUBLE INDICATION	PKG
NH000GG50V2	B211946	2	2 - 100A	3
NH000GG50V4	M212462	4		3
NH000GG50V6	D213995	6		3
NH000GG50V10	B219651	10		3
NH000GG50V16	K222097	16		9
NH000GG50V20	A222847	20		9
NH000GG50V25	E201185	25		9
NH000GG50V32	Z211438	32		9
NH000GG50V35	C211947	35		9
NH000GG50V40	N212463	40		9
NH000GG50V50	T212974	50		9
NH000GG50V63	E213996	63		9
NH000GG50V80	Y216543	80		9
NH000GG50V100	B219122	100		9



gG

690 VAC
Breaking capacity: 80 kA

With double indication

CAT. NUMBER	REF. NUMBER	CURRENT (A)	WITH DOUBLE INDICATION	PKG
NH000GG69V2	E228440	2	2 - 80A	3
NH000GG69V4	F228441	4		3
NH000GG69V6	G228442	6		3
NH000GG69V10	J228444	10		3
NH000GG69V16	K228445	16		3
NH000GG69V20	L228446	20		3
NH000GG69V25	M228447	25		3
NH000GG69V32	N228448	32		3
NH000GG69V35	P228449	35		3
NH000GG69V40	Q228450	40		3
NH000GG69V50	R228451	50		3
NH000GG69V63	S228452	63		3
NH000GG69V80	T228453	80		3

Fusegear

**IEC Switch fuse
disconnecter: M63D**



63A, NH fuses

DESCRIPTION	CAT. NUMBER	REF. NUMBER	WEIGHT (G)	PKG
Switch.fus 63A 000 0+3 pos.	M63D03	M1043268	1.3	1
Switch.fus 63A 000 R side op.	M63D30S	N1043269	1.2	1

NH FUSES

Size 000



aM

500 VAC
Breaking capacity: 120 kA

With double indication

CAT. NUMBER	REF. NUMBER	CURRENT (A)	WITH DOUBLE INDICATION	PKG
NH000AM50V2	K232493	2	2 - 80A	3
NH000AM50V4	L232494	4		3
NH000AM50V6	M232495	6		3
NH000AM50V10	N232496	10		3
NH000AM50V16	P232497	16		3
NH000AM50V20	Q232498	20		3
NH000AM50V25	R232499	25		3
NH000AM50V32	S232500	32		3
NH000AM50V35	T232501	35		3
NH000AM50V40	V232502	40		3
NH000AM50V50	W232503	50		3
NH000AM50V63	X232504	63		3
NH000AM50V80	C227863	80		9



aM

690 VAC
Breaking capacity: 80 kA

With double indication

CAT. NUMBER	REF. NUMBER	CURRENT (A)	WITH DOUBLE INDICATION	PKG
NH000AM69V2	P227851	2	2 - 63A	3
NH000AM69V4	Q227852	4		3
NH000AM69V6	R227853	6		3
NH000AM69V10	S227854	10		3
NH000AM69V16	T227855	16		3
NH000AM69V20	V227856	20		3
NH000AM69V25	W227857	25		3
NH000AM69V32	X227858	32		3
NH000AM69V35	Y227859	35		3
NH000AM69V40	Z227860	40		3
NH000AM69V50	A227861	50		3
NH000AM69V63	B227862	63		3



aR

690 VAC
Breaking capacity: 80 kA

With double indication

CAT. NUMBER	REF. NUMBER	CURRENT (A)	WITH DOUBLE INDICATION	PKG
NH000UD69V16PV	P320035	16 A	16 - 315A	3
NH000UD69V32PV	Y320043	32 A		3
NH000UD69V50PV	G320051	50 A		3
NH000UD69V63PV	L320055	63 A		3
NH000UD69V80PV	Q320059	80 A		3
NH000UD69V100PV	V320063	100 A		3
NH000UD69V125PV	X320065	125 A		3
NH000UD69V160PV	B320069	160 A		3
NH000UD69V250PV	H320075	250 A		3
NH000UD50V315PV	M320079	315 A		3

1) Weight in kg per piece or set including package

Fusegear

MULTIBLOC® 000.ST9

MULTIBLOC® 000.ST9 size 000 125 A, 690VAC bottom fitting, triple pole



CAT. NUMBER	ITEM NUMBER	POLES	CABLE TERMINATION COMPONENTS	PKG	WEIGHT
1.005.070	D1070423	3	6 frame clamps 1,5–50 mm²	1 piece	-

MULTIBLOC® 000.ST9 size 000 125 A, 690VAC bottom fitting, triple pole, equipped with Fuse Monitoring module

CAT. NUMBER	ITEM NUMBER	POLES	CABLE TERMINATION COMPONENTS	PKG	WEIGHT
1.005.170	J1070428	3	6 frame clamps 1,5-50mm²	1 piece	-

MULTIBLOC® 000.RST9

MULTIBLOC® 000.RST9 size 000 125 A, 690VAC bus bar installation, triple pole



CAT. NUMBER	ITEM NUMBER	POLES	CABLE TERMINATION COMPONENTS	PKG
1.005.065	B1070421	3	3 frame clamps 2,5-50 mm² top cable terminal	1 piece
1.005.067	C1070422	3	3 frame clamps 2,5-50 mm² bottom cable terminal	1 piece

MULTIBLOC® 000.RST9 size 000 125 A, 690VAC bus bar installation, triple pole, equipped with Fuse Monitoring module

CAT. NUMBER	ITEM NUMBER	POLES	CABLE TERMINATION COMPONENTS	PKG	WEIGHT
1.005.165	G1070426	3	3 frame clamps 2,5-50 mm² top cable terminal	1 piece	-
1.005.167	H1070427	3	3 frame clamps 2,5-50 mm² bottom cable terminal	1 piece	-

Accessories



Pull handle



Neutral link



Indication facilities

DESCRIPTION	CAT. NUMBER	REF. NUMBER	PKG
Neutral link size 000	NH00NEUTRAL	Z218269	15
Isolated neutral link size 000	NH00KNIFESGP	W216058	12
Pull handle	NHHANDLE	P215592	5

CAT. NUMBER	ITEM NUMBER	DESIGN	PKG	WEIGHT
1.005.080	E1070424	indicator for switch door position micro switch, 1 change-over contact 5 A, 250 V for MULTIBLOC® 000.ST9 1 set = 3 pieces	1 piece	60 g

various accessories available for FSD:
visit ep.mersen.com

1) Weight in kg per piece or set including package

NH FUSES

Size 00



gG

400 VAC
Breaking capacity: 100 kA

With double indication

CAT. NUMBER	REF. NUMBER	CURRENT (A)	WITH DOUBLE INDICATION	PKG
NH00GG40V125	E223702	125	125-160A	3
NH00GG40V160	F223703	160		3

500 VAC / 250 VDC
Breaking capacity:
120 kA / 80 kA

With double indication

CAT. NUMBER	REF. NUMBER	CURRENT (A)	WITH DOUBLE INDICATION	PKG
NH00GG50V125	R201863	125	125-160A	3
NH00GG50V160	P211084	160		3



aM

500 VAC
Breaking capacity: 120 kA

With double indication

CAT. NUMBER	REF. NUMBER	CURRENT (A)	WITH DOUBLE INDICATION	PKG
NH00AM50V100	Y232505	100	100-160A	3
NH00AM50V125	Z232506	125		3
NH00AM50V160	J227869	160		3

690 VAC
Breaking capacity: 80 kA

With double indication

CAT. NUMBER	REF. NUMBER	CURRENT (A)	WITH DOUBLE INDICATION	PKG
NH00AM69V50	D227864	50	50-125A	3
NH00AM69V63	E227865	63		3
NH00AM69V80	F227866	80		3
NH00AM69V100	G227867	100		3
NH00AM69V125	H227868	125		3

690 VAC
Breaking capacity: 80 kA

With double indication

CAT. NUMBER	REF. NUMBER	CURRENT (A)	WITH DOUBLE INDICATION	PKG
NH00GG69V32	V228454	32	32-125A	3
NH00GG69V35	W228455	35		3
NH00GG69V40	X228456	40		3
NH00GG69V50	Y228457	50		3
NH00GG69V63	Z228458	63		3
NH00GG69V80	A228459	80		3
NH00GG69V100	B228460	100		3
NH00GG69V125	C228461	125		3



aM

690 VAC
Breaking capacity: 170 kA

With double indication

CAT. NUMBER	REF. NUMBER	CURRENT (A)	WITH DOUBLE INDICATION	PKG
NH00UD69V20PV	A320137	20 A	20-315A	3
NH00UD69V40PV	L320147	40		3
NH00UD69V63PV	V320155	63 A		3
NH00UD69V80PV	Z320159	80 A		3
NH00UD69V100PV	D320163	100 A		3
NH00UD69V125PV	F320165	125 A		3
NH00UD69V160PV	K320169	160 A		3
NH00UD69V200PV	M320171	200 A		3
NH00UD69V250PV	R320175	250 A		3
NH00UD69V315PV	W320179	315 A		3

Accessories

Pull handle



Neutral link



DESCRIPTION	CAT. NUMBER	REF. NUMBER	PKG
Neutral link size 000	NH00NEUTRAL	Z218269	15
Isolated neutral link size 000	NH00DKNIFESGP	W216058	12
Pull handle	NHHANDLE	P215592	5

various accessories available for FSD:
visit ep.mersen.com



Installation devices

CAT. NUMBER	ITEM NUMBER	DESIGN	PKG	WEIGHT
1.000.151	B229288	adapter for installation between DIN-rails in accordance with EN 60715, DIN-rail distance 125mm for 00.ST8 single pole	1 piece	80 g
1.000.152	C229289	adapter for installation between DIN-rails in accordance with EN 60715, DIN-rail distance 150mm for 00.ST8 single pole	1 piece	0.14 kg
1.000.153	C229887	adapter for installation between DIN-rails in accordance with EN 60715, DIN-rail distance 125mm for 00.ST9 triple pole	1 piece	0.24 kg
1.000.154	D229888	adapter for installation between DIN-rails in accordance with EN 60715, DIN-rail distance 150mm for 00.ST9 triple pole	1 piece	0.29 kg



Indication facilities

CAT. NUMBER	ITEM NUMBER	DESIGN	PKG	WEIGHT
MZ00HD	V1022989	indicator for switch door position micro switch 1 "a" contact/ 1 "b" contact, 5 A, 250 V for MULTIBLOC® 00.ST8 1-, 2-, 4-pole	1 piece	90 g
1.000.852	01002285	indicator for switch door position micro switch, 1 change-over contact 5 A, 250 V	1 piece	90 g
1.000.157	S1022987	indicator for switch door position micro switch 1 "a" contact/ 1 "b" contact, 5 A, 250 V for MULTIBLOC® 00.RST9 for 40 mm bus bar system	1 piece	0.1 kg



Locking and sealing devices/cover sealing device

CAT. NUMBER	ITEM NUMBER	DESIGN	PKG	WEIGHT
1.000.155	L229297	cover sealing device-installation set for 00.ST8 1-, 2-, 4-pole and 1.ST8/RST8	1 piece	10 g

1) Weight in kg per piece or set including package

NH FUSES

Fusegear

Size 00 - NH plastic base



NO. OF POLES	MOUNTING TYPE	CAT. NUMBER	REF. NUMBER	PKG
1	DIN rail	BB001EPR	R216192	3
1	Screw	BB001EP	F215170	3
3	DIN rail	BB003EPRBLOC	V229121	1
3	Screw	BB003EPVBLOC	W229122	1
Insulating barriers		BB00CL	W212654	2

IEC Switch fuse disconnecter: M160D



160A, NH fuses

DESCRIPTION	CAT. NUMBER	REF. NUMBER	WEIGHT (G)	PKG
Switch.fus 160A 00 0+3 pos.	M160D03	R1043272	1.52	1
Switch.fus 160A 00 R side op.	M160D30S	S1043273	1.6	1

MULTIBLOC® 00



160A, 690VAC

CAT. NUMBER	REF. NUMBER	POLES	CABLE TERMINATION COMPONENTS	DESIGN	WEIGHT (KG)	PKG
1.000.053	F229292	1	2 M8 terminal screws	ST8 - bottom fitting	0.32	1
1.000.139	G229293	2	3 M8 terminal screws	ST8 - bottom fitting	0.62	1
2.030.000	P1023007	3	6 M8 terminal screws	ST9 - bottom fitting	0.75	1
2.031.000	E1023044	3	6 clamp straps Cu 4-70mm ²	ST9 - bottom fitting	0.75	1
2.031.300	F1023045	3	6 clamp straps Cu 4-70mm ²	ST9 - bottom fitting Fixed window to protect against unauthorized connection	0.75	1
2.030.100	V1023012	3	6 M8 terminal screws	ST9 - bottom fitting with electronic monitoring of fuse	0.86	1
3.084.000	Z1022993	3	3 M8 terminal screws 3 clamp straps Cu 4-70mm ²	RST9 - snap-on mounting on busbar 60mm	0.93	1
3.083.000	X1022991	3	3 frame clamps Cu 2,5-70 mm ² factory assembled	RST9 - snap-on mounting on busbar 60mm	0.88	1
3.084.100	B1022995	3	3 M8 terminal screws 3 clamp straps Cu 4-70mm ²	RST9 - snap-on mounting on busbar 60mm with electronic monitoring of fuse	0.96	1
2.074.000	W1022990	3	3 M8 terminal screws 3 clamp straps Cu 4-70mm ²	RST9 - mounting on busbar 40mm clamping bar	1.06	1
1.000.141	J1023002	4	8 M8 terminal screws	ST8 - bottom fitting, pole 4 right side	1.04	1
1.000.142	K1023003	4	8 clamp straps Cu 4-70mm ²	ST8 - bottom fitting, pole 4 right side	1.04	1

Fusegear

MULTIVERT® 160 A



MULTIVERT® 160 A size 00 bus bar system 1 x triple pole switching

CAT. NUMBER	REF. NUMBER	POLES	CABLE TERMINATION COMPONENTS	DESIGN	WEIGHT (KG) ¹⁾	PKG
1.000.900	F1002184	1 x 3P	3 M8 terminal screws	mounting on busbar 100mm	1.17	1
1.000.901	X1023129	1 x 3P	3 clamp straps Cu 4-70 mm ²	mounting on busbar 100mm	1.12	1
1.000.903	A1023132	1 x 3P	with V-terminal for V-terminal clamps size 00	mounting on busbar 100mm	1.12	1
1.000.909	E1002183	1 x 3P	3 M8 terminal screws/3 clamp straps 4-70 mm ²	mounting on busbar 60mm	1.365	1
1.001.339	Y1023153	1 x 3P	3 M8 terminal screws	mounting on busbar 185mm	1.8	1

Adapter for installation on to bus bars with screw terminal

CAT. NUMBER	REF. NUMBER	DESIGN	WEIGHT (KG) ¹⁾	PKG
MZ00DSA	C217145	double adapter 100/185 mm	0.706	1



MULTIVERT® 160 A size 00 185 mm 3 x single pole switching

CAT. NUMBER	ITEM NUMBER	CABLE TERMINATION COMPONENTS	DESIGN	PKG	WEIGHT (KG) ¹⁾
M01N0G	Y228756	3 M8 terminal screws	with cover shroud MZ00KH	1	1.9
M01S0G	X1023152	3 clamp straps Cu 4-70 mm ²	with cover shroud MZ00KH	1	1.9
M01A0G	Q1023146	3 Al/Cu clamps 1,5-70 mm ²	with cover shroud MZ00KH	1	1.9
1.000.910	G1023138	with V-terminal for V-terminal clamps size 00	with cover shroud 1.000.915	1	1.9
1.001.725	M1023143	V-terminal with 3 V-terminal clamps size 00	with cover shroud 1.000.915	1	1.1
M01N0E11G	R1023147	3 M8 terminal screws	MULTIVERT® M01N0G with cabling of instrument leads	1	2.25
M01S0E11G	W1023151	3 clamp straps Cu 4-70 mm ²	MULTIVERT® M01S0G with cabling of instrument leads	1	2.25
M01A0E11G	P1023145	3 Al/Cu clamps 1,5-70 mm ²	MULTIVERT® M01A0G with cabling of instrument leads	1	2.25
1.000.911	L1023142	with V-terminal for V-terminal clamps size 00	MULTIVERT® 1.000.910 with cabling of instrument leads	1	2.25

1) Weight in kg per piece or set including package

NH FUSES

Size 0



gG

500 VAC / 250 VDC
Breaking capacity:
120 kA / 80 kA

With double indication

CAT. NUMBER	REF. NUMBER	CURRENT (A)	WITH DOUBLE INDICATION	PKG
NH0GG50V6	H213148	6	6-250A	3
NH0GG50V10	G214159	10		3
NH0GG50V16	Q215179	16		3
NH0GG50V20	R215686	20		3
NH0GG50V25	Y216198	25		3
NH0GG50V32	W216702	32		3
NH0GG50V35	J217220	35		3
NH0GG50V40	P217731	40		3
NH0GG50V50	Z218246	50		3
NH0GG50V63	N218765	63		3
NH0GG50V80	C219284	80		3
NH0GG50V100	D219814	100		3
NH0GG50V125	P222492	125		3
NH0GG50V160	F223013	160		3
NH0GG50V200	C229611	200		3
NH0GG50V224	D229612	224	3	
NH0GG50V250	E229613	250	3	



gG

690 VAC / 400 VDC
Breaking capacity:
80 kA / 80 kA

With double indication

CAT. NUMBER	REF. NUMBER	CURRENT (A)	WITH DOUBLE INDICATION	PKG
NH0GG69V10	E228463	10	10-160A	3
NH0GG69V16	F228464	16		3
NH0GG69V20	G228465	20		3
NH0GG69V25	H228466	25		3
NH0GG69V32	J228467	32		3
NH0GG69V35	K228468	35		3
NH0GG69V40	L228469	40		3
NH0GG69V50	M228470	50		3
NH0GG69V63	N228471	63		3
NH0GG69V80	P228472	80		3
NH0GG69V100	Q228473	100		3
NH0GG69V125	R228474	125		3
NH0GG69V160	S228475	160	3	



aM

500 VAC
Breaking capacity: 120 kA

With double indication

CAT. NUMBER	REF. NUMBER	CURRENT (A)	WITH DOUBLE INDICATION	PKG
NH0AM50V100	A232507	100	100-200A	3
NH0AM50V125	B232508	125		3
NH0AM50V160	C232509	160		3
NH0AM50V200	A227884	200		3



aM

690 VAC
Breaking capacity: 80 kA

With double indication

CAT. NUMBER	REF. NUMBER	CURRENT (A)	WITH DOUBLE INDICATION	PKG
NH0AM69V10	L227871	10	100-160A	3
NH0AM69V16	M227872	16		3
NH0AM69V20	N227873	20		3
NH0AM69V25	P227874	25		3
NH0AM69V32	Q227875	32		3
NH0AM69V35	R227876	35		3
NH0AM69V40	S227877	40		3
NH0AM69V50	T227878	50		3
NH0AM69V63	V227879	63		3
NH0AM69V80	W227880	80		3
NH0AM69V100	X227881	100		3
NH0AM69V125	Y227882	125		3
NH0AM69V160	Z227883	160	3	

1) Weight in kg per piece or set including package

NH FUSES

Size 0



aR

690 VAC

Breaking capacity: 170 kA

With double indication

CAT. NUMBER	REF. NUMBER	CURRENT (A)	WITH DOUBLE INDICATION	PKG
NH0UD69V32PV	Q320243	32	32-315A	3
NH0UD69V63PV	D320255	63		3
NH0UD69V100PV	M320263	100		3
NH0UD69V125PV	P320265	125		3
NH0UD69V160PV	T320269	160		3
NH0UD69V250PV	A320275	250		3
NH0UD69V315PV	E320279	315		3

IEC Switch fuse disconnecter: M200D



200A, NH fuses

DESCRIPTION	CAT. NUMBER	REF. NUMBER	WEIGHT (G)	PKG
Switch.fus 200A 0 0+3 pos.	M200D03	T1043274	3.3	1
Switch.fus 200A 0 R side op.	M200D30S	V1043275	3.3	1

Fusegear

Size 0 - NH plastic base



NO. OF POLES	MOUNTING TYPE	CAT. NUMBER	REF. NUMBER	PKG
1	DIN rail	BB01EPR	S216193	3
1	Screw	BB01EP	B213142	3
3	DIN rail	BB03EPR	C217214	1
3	Screw	BB03EP	G215171	1
Insulating barriers		BB0CL	Z213669	2

IEC Switch fuse disconnecter: M400D



400A, NH fuses

DESCRIPTION	CAT. NUMBER	REF. NUMBER	WEIGHT (G)	PKG
Switch.fus 400A 0-2 0+3 pos.	M400D03	Y1043278	7.1	1
Switch.fus 400A 0-2 R side op.	M400D30S	Z1043279	7.18	1

IEC Switch fuse disconnecter: M250D



250A, NH fuses

DESCRIPTION	CAT. NUMBER	REF. NUMBER	WEIGHT (G)	PKG
Switch.fus 250A 0-1 0+3 pos.	M250D03	W1043276	3.93	1
Switch.fus 250A 0-1 R side op.	M250D30S	X1043277	4.15	1

1) Weight in kg per piece or set including package

Accessories

Pull handle



Neutral link



DESCRIPTION	CAT. NUMBER	REF. NUMBER	PKG
Neutral link size 0	NHONEUTRAL	Z219304	15
Isolated neutral link size 0	NHODKNIFESGP	J217082	12
Pull handle	NHHANDLE	P215592	5

various accessories available for FSD:
visit ep.mersen.com



Installation devices

CATALOG NUMBER	ITEM NUMBER	DESIGN	PKG	WEIGHT
1.000.383	E229291	adapter for installation on to DIN-rails in accordance with EN 60 715-150 mm for 1.ST8 triple pole	1 piece	3.1 kg
1.000.384	D229290	adapter for installation on to DIN-rails in accordance with EN 60 715-125 mm for 1.ST8 triple pole	1 piece	3.1 kg
1.000.402	A229885	adapter for installation on to DIN-rails in accordance with EN 60 715-125 mm for 1.ST8 single pole	1 piece	0.16 kg
1.000.403	B229886	adapter for installation on to DIN-rails in accordance with EN 60 715-150 mm for 1.ST8 single pole	1 piece	0.19 kg



Indication facilities

CAT. NUMBER	ITEM NUMBER	DESIGN	PKG	WEIGHT
1.000.852	Q1002285	indicator for switch door position micro switch, 1 change-over contact 5 A, 250 V	1 piece	90 g



Locking and sealing devices/cover sealing device

CAT. NUMBER	ITEM NUMBER	DESIGN	PKG	WEIGHT
1.000.155	L229297	cover sealing device-installation set for 00.ST8 1-, 2-, 4-pole and 1.ST8/RST8	1 piece	10 g

NH FUSES

Size 1



gG

400 VAC
Breaking capacity: 100 kA

With double indication

SIZE	CAT. NUMBER	REF. NUMBER	CURRENT (A)	WITH DOUBLE INDICATION	PKG
1C	NH1GG40V35	J223706	35	35-250A	3
1C	NH1GG40V50	K223707	50		3
1C	NH1GG40V63	L223708	63		3
1C	NH1GG40V80	M223709	80		3
1C	NH1GG40V100	N223710	100		3
1C	NH1GG40V125	P223711	125		3
1	NH1GG40V160	Q223712	160		3
1	NH1GG40V200	R223713	200		3
1	NH1GG40V224	S223714	224		3
1	NH1GG40V250	T223715	250		3

500 VAC / 250 VDC
Breaking capacity:
120 kA / 80 kA

With double indication

SIZE	CAT. NUMBER	REF. NUMBER	CURRENT (A)	WITH DOUBLE INDICATION	PKG
1C	NH1GG50V16	M200801	16	16-355A	3
1C	NH1GG50V20	C201344	20		3
1C	NH1GG50V25	N201860	25		3
1C	NH1GG50V32	L211081	32		3
1C	NH1GG50V35	A211600	35		3
1C	NH1GG50V40	Y212633	40		3
1C	NH1GG50V50	B213648	50		3
1C	NH1GG50V63	L214669	63		3
1C	NH1GG50V80	S215687	80		3
1C	NH1GG50V100	X216703	100		3
1C	NH1GG50V125	V236044	125		3
1	NH1GG50V160	A218247	160		3
1	NH1GG50V200	P218766	200		3
1	NH1GG50V224	D219285	224		3
1	NH1GG50V250	E219815	250		3
1	NH1GG50V315	Q228519	315		3
1	NH1GG50V355	R228520	355		3



gG

690 VAC / 400 VDC
Breaking capacity:
80 kA / 80 kA

With double indication

SIZE	CAT. NUMBER	REF. NUMBER	CURRENT (A)	WITH DOUBLE INDICATION	PKG
1C	NH1GG69V16	T228476	16	16-250A	3
1C	NH1GG69V20	V228477	20		3
1C	NH1GG69V25	W228478	25		3
1C	NH1GG69V32	X228479	32		3
1C	NH1GG69V35	Y228480	35		3
1C	NH1GG69V40	Z228481	40		3
1C	NH1GG69V50	A228482	50		3
1C	NH1GG69V63	B228483	63		3
1C	NH1GG69V80	C228484	80		3
1C	NH1GG69V100	D228485	100		3
1	NH1GG69V125	E228486	125		3
1	NH1GG69V160	F228487	160		3
1	NH1GG69V200	G228488	200		3
1	NH1GG69V224	V233261	224		3
1	NH1GG69V250	W233262	250		3

NH FUSES

Size 1



aM

500 VAC

Breaking capacity: 120 kA

With double indication

CAT. NUMBER	REF. NUMBER	CURRENT (A)	WITH DOUBLE INDICATION	PKG
NH1AM50V100	D232510	100	100-315A	3
NH1AM50V125	E232511	125		3
NH1AM50V160	F232512	160		3
NH1AM50V200	G232513	200		3
NH1AM50V224	H232514	224		3
NH1AM50V250	J232515	250		3
NH1AM50V315	K227962	315		3



aM

690 VAC

Breaking capacity: 80 kA

With double indication

CAT. NUMBER	REF. NUMBER	CURRENT (A)	WITH DOUBLE INDICATION	PKG
NH1AM69V16	B227885	16	16-250A	3
NH1AM69V25	D227887	25		3
NH1AM69V32	E227888	32		3
NH1AM69V35	F227889	35		3
NH1AM69V40	G227890	40		3
NH1AM69V50	H227891	50		3
NH1AM69V63	J227892	63		3
NH1AM69V80	K227893	80		3
NH1AM69V100	L227894	100		3
NH1AM69V125	M227895	125		3
NH1AM69V160	N227896	160		3
NH1AM69V200	P227897	200		3
NH1AM69V224	Q227898	224		3
NH1AM69V250	R227899	250		3



aR

690 VAC

Breaking capacity: 170 kA

With double indication

CAT. NUMBER	REF. NUMBER	CURRENT (A)	WITH DOUBLE INDICATION	PKG
NH1UD69V63PV	M320355	63	63-400A	3
NH1UD69V125PV	Y320365	125		3
NH1UD69V160PV	C320369	160		3
NH1UD69V200PV	E320371	200		3
NH1UD69V250PV	J320375	250		3
NH1UD69V315PV	N320379	315		3
NH1UD69V400PV	S320383	400		3

NH FUSES

Fusegear

Size 1 - NH plastic base



NO. OF POLES	MOUNTING TYPE	CAT. NUMBER	REF. NUMBER	PKG
1	DIN rail	BB11PPR	A223008	3
1	Screw	BB11PP	E218757	3
3	DIN rail	BB13PPR	Y201340	1
3	Screw	BB13PP	Y223006	1
Insulating barriers		BB1-2PPCL	J214690	2

Accessories

Pull handle



Neutral link



DESCRIPTION	CAT. NUMBER	REF. NUMBER	PKG
Neutral link size 1	NH1NEUTRAL	A219834	9
Isolated neutral link size 1	NH1DKNIFESGP	Y218107	12
Pull handle	NHHANDLE	P215592	5

various accessories available for FSD:
visit ep.mersen.com



Indication facilities

CAT. NUMBER	ITEM NUMBER	DESIGN	PKG	WEIGHT
1.000.852	Q1002285	indicator for switch door position micro switch, 1 change-over contact 5 A, 250 V	1 piece	90 g



Locking and sealing devices/cover sealing device

CAT. NUMBER	ITEM NUMBER	DESIGN	PKG	WEIGHT
1.000.155	L229297	cover sealing device-installation set for 00.ST8 1-, 2-, 4-pole and 1.ST8/RST8	1 piece	10 g

Fusegear

IEC Switch fuse disconnecter: M250D



250A, NH fuses

DESCRIPTION	CAT. NUMBER	REF. NUMBER	WEIGHT (G)	PKG
Switch.fus 250A 0-1 0+3 pos.	M250D03	W1043276	3.93	1
Switch.fus 250A 0-1 R side op.	M250D30S	X1043277	4.15	1

IEC Switch fuse disconnecter: M400D



400A, NH fuses

DESCRIPTION	CAT. NUMBER	REF. NUMBER	WEIGHT (G)	PKG
Switch.fus 400A 0-2 0+3 pos.	M400D03	Y1043278	7.1	1
Switch.fus 400A 0-2 R side op.	M400D30S	Z1043279	7.18	1

Fusegear

MULTIBLOC® 1



250A, 690VAC

CAT. NUMBER	REF. NUMBER	POLES	CABLE TERMINATION COMPONENTS	DESIGN	WEIGHT (KG) ¹	PKG
1.000.388	Q229876	1	2 M10 terminal screws	ST8 - bottom fitting	1.00	1
1.000.397	R229877	2	4 M10 terminal screws	ST8 - bottom fitting	2.06	1
1.000.299	S229878	3	6 M10 terminal screws	ST8 - bottom fitting	2.42	1
1.002.562	W1023059	3	6 clamp straps 70-150mm ²	ST8 - bottom fitting	2.42	1
1.002.711	X1023060	3	6 M10 terminal screws	ST8 - bottom fitting with electronic monitoring of fuse	2.64	1
1.000.323	T229879	3	3 M10 terminal screws	RST8 - mounting on busbar	3.09	1
1.001.294	Q1023054	3	3 clamp straps 70-150mm ²	RST8 - mounting on busbar	3.06	1
1.003.134	R1023055	3	3 M10 terminal screws	RST8 - mounting on busbar with electronic monitoring of fuse	3.14	1
1.000.405	Y1023061	4	8 M10 terminal screws	ST8 - bottom fitting	3.4	1

MULTIVERT® 250 A



1.100.000

1.170.000

MULTIVERT® 250 A size 1 185 mm

CAT. NUMBER	REF. NUMBER	POLES	CABLE TERMINATION COMPONENTS	DESIGN	WEIGHT (KG) ¹	PKG
1.100.000	H1002186	3 x 1P	3 M10 bolts	mounting on busbar 185 mm	4.52	1
1.110.000	J1023163	3 x 1P	3 M10 insert nuts	mounting on busbar 185 mm	4.46	1
1.120.000	K1023164	3 x 1P	V-terminal for V-terminal clamps size 1,2,3	mounting on busbar 185 mm	4.38	1
1.150.000	L1002189	1 x 3P	3 M10 bolts	mounting on busbar 185 mm	4.55	1
1.160.000	S1023171	1 x 3P	3 M10 insert nuts	mounting on busbar 185 mm	4.63	1
1.170.000	H1023185	1 x 3P	V-terminal for V-terminal clamps size 1,2,3	mounting on busbar 185 mm	4.55	1

various accessories available for FSD:
visit ep.mersen.com

1) Weight in kg per piece or set including package

NH FUSES

Size 2



gG

400 VAC

Breaking capacity: 100 kA

With double indication

SIZE	CAT. NUMBER	REF. NUMBER	CURRENT (A)	WITH DOUBLE INDICATION	PKG
2C	NH2GG40V35	T227257	35	35-400A	3
2C	NH2GG40V50	V227258	50		3
2C	NH2GG40V63	W227259	63		3
2C	NH2GG40V80	F223726	80		3
2C	NH2GG40V100	G223727	100		3
2C	NH2GG40V125	H223728	125		3
2C	NH2GG40V160	J223729	160		3
2C	NH2GG40V200	K223730	200		3
2C	NH2GG40V224	L223731	224		3
2C	NH2GG40V250	M223732	250		3
2	NH2GG40V315	N223733	315		3
2	NH2GG40V355	P223734	355		3
2	NH2GG40V400	Q223735	400		3

500 VAC / 250 VDC

Breaking capacity: 120 kA / 80 kA

With double indication

SIZE	CAT. NUMBER	REF. NUMBER	CURRENT (A)	WITH DOUBLE INDICATION	PKG
2C	NH2GG50V25	N200802	25	25-500A	3
2C	NH2GG50V32	D201345	32		3
2C	NH2GG50V35	P201861	35		3
2C	NH2GG50V40	M211082	40		3
2C	NH2GG50V50	B211601	50		3
2C	NH2GG50V63	Z212634	63		3
2C	NH2GG50V80	C213649	80		3
2C	NH2GG50V100	M214670	100		3
2C	NH2GG50V125	T215688	125		3
2C	NH2GG50V160	Y216704	160		3
2C	NH2GG50V200	R217733	200		3
2C	NH2GG50V224	Q218767	224		3
2C	NH2GG50V250	R222494	250		3
2	NH2GG50V300	P200803	300		3
2	NH2GG50V315	E201346	315		3
2	NH2GG50V355	Q201862	355		3
2	NH2GG50V400	N211083	400		3
2	NH2GG50V425	S228521	425		3
2	NH2GG50V500	T228522	500		3



gG

690 VAC

Breaking capacity: 80 kA

With double indication

SIZE	CAT. NUMBER	REF. NUMBER	CURRENT (A)	WITH DOUBLE INDICATION	PKG
2C	NH2GG69V32	H228489	32	32-355A	3
2C	NH2GG69V35	J228490	35		3
2C	NH2GG69V40	K228491	40		3
2C	NH2GG69V50	L228492	50		3
2C	NH2GG69V63	M228493	63		3
2C	NH2GG69V80	N228494	80		3
2C	NH2GG69V100	P228495	100		3
2C	NH2GG69V125	Q228496	125		3
2C	NH2GG69V160	R228497	160		3
2C	NH2GG69V200	S228498	200		3
2C	NH2GG69V224	T228499	224		3
2C	NH2GG69V250	V228500	250		3
2	NH2GG69V300	W228501	300		3
2	NH2GG69V315	X228502	315		3
2	NH2GG69V355	Y228503	355		3

NH FUSES

Size 2



aM

500 VAC

Breaking capacity: 120 kA

With double indication

CAT. NUMBER	REF. NUMBER	CURRENT (A)	WITH DOUBLE INDICATION	PKG
NH2AM50V250	K232516	25	25-500A	3
NH2AM50V315	L232517	315		3
NH2AM50V355	M232518	355		3
NH2AM50V400	N232519	400		3
NH2AM50V500	C227978	500		3



aR

690 VAC

Breaking capacity: 170 kA

With double indication

CAT. NUMBER	REF. NUMBER	CURRENT (A)	WITH DOUBLE INDICATION	PKG
NH2UD69V160PV	L320469	160	160-700A	3
NH2UD69V200PV	N320471	200		3
NH2UD69V250PV	S320475	250		3
NH2UD69V315PV	X320479	315		3
NH2UD69V400PV	B320483	400		3
NH2UD69V500PV	F320487	500		3
NH2UD69V630PV	H320489	630		3
NH2UD69V700PV	J320490	700		3



aM

690 VAC

Breaking capacity: 80 kA

With double indication

CAT. NUMBER	REF. NUMBER	CURRENT (A)	WITH DOUBLE INDICATION	PKG
NH2AM69V35	L227963	35	35-400A	3
NH2AM69V40	M227964	40		3
NH2AM69V50	N227965	50		3
NH2AM69V63	P227966	63		3
NH2AM69V80	Q227967	80		3
NH2AM69V100	R227968	100		3
NH2AM69V125	S227969	125		3
NH2AM69V160	T227970	160		3
NH2AM69V200	V227971	200		3
NH2AM69V224	W227972	224		3
NH2AM69V250	X227973	250		3
NH2AM69V300	Y227974	300		3
NH2AM69V315	Z227975	315		3
NH2AM69V355	A227976	355		3
NH2AM69V400	B227977	400		3

NH FUSES

Fusegear

Size 2 - NH plastic base



NO. OF POLES	MOUNTING TYPE	CAT. NUMBER	REF. NUMBER	PKG
1	DIN rail	BB21PPR	E211075	3
1	Screw	BB21PP	F201853	3
3	DIN rail	BB23PPR	D212109	1
3	Screw	BB23PP	B212107	1
Insulating barriers		BB1-2PPCL	J214690	2

Accessories

Pull handle



Neutral link



Indication facilities

DESCRIPTION	CAT. NUMBER	REF. NUMBER	PKG
Neutral link size 2	NH2NEUTRAL	N222514	6
Isolated neutral link size 2	NH2DKNIFESGP	E200656	6
Pull handle	NHHANDLE	P215592	5

CAT. NUMBER	ITEM NUMBER	DESIGN	PKG	WEIGHT
1.000.852	01002285	indicator for switch door position micro switch, 1 change-over contact 5 A, 250 V	1 piece	90 g

various accessories available for FSD:
visit ep.mersen.com

Locking and sealing devices/locking device for window



CAT. NUMBER	ITEM NUMBER	DESIGN	PKG	WEIGHT
1.000.150	K229296	locking device for window for 00.ST8 1-, 2-, 4-pole and 1./2.ST8/RST8 1 set = 3 pieces	1 piece	90 g

Fusegear

IEC Switch fuse disconnecter: M400D



400A, NH fuses

DESCRIPTION	CAT. NUMBER	REF. NUMBER	WEIGHT (G)	PKG
Switch.fus 400A 0-2 0+3 pos.	M400D03	Y1043278	7,1	1
Switch.fus 400A 0-2 R side op.	M400D30S	Z1043279	7,18	1

NH FUSES

Fusegear

MULTIBLOC® 2



1.000.504

1.000.704

400A, 690VAC, 3 poles

CAT. NUMBER	REF. NUMBER	POLES	CABLE TERMINATION COMPONENTS	DESIGN	WEIGHT (KG) ¹⁾	PKG
1.000.504	W1002129	3	6 M10 terminal screws	ST8 - bottom fitting	3.50	1
1.002.563	G1023069	3	6 clamp straps 120–240mm ²	ST8 - bottom fitting	3.50	1
1.002.712	H1023070	3	6 M10 terminal screws	ST8 - bottom fitting with electronic monitoring of fuse	3.60	1
1.000.704	M1002167	3	3 M10 terminal screws	RST8 - mounting on busbar	4.77	1
1.001.295	C1023065	3	3 clamp straps 120–240mm ²	RST8 - mounting on busbar	4.61	1
1.003.135	D1023066	3	3 M10 terminal screws	RST8 - mounting on busbar with electronic monitoring of fuse	4.60	1
1.001.688	J1023071	4	8 M10 terminal screws	ST8 - bottom fitting	5.04	1

MULTIVERT® 400 A & MULTIVERT® i-Xtensio 400A



MULTIVERT® 400 A size 2 185 mm

CAT. NUMBER	REF. NUMBER	POLES	CABLE TERMINATION COMPONENTS	DESIGN	WEIGHT (KG) ¹⁾	PKG
1.200.000	J1002187	3 x 1P	3 M12 bolts	mounting on busbar 185 mm	4.44	1
1.210.000	Z1023200	3 x 1P	3 M12 insert nuts	mounting on busbar 185 mm	4.52	1
1.220.000	A1023201	3 x 1P	V-terminal for V-terminal clamps size 1,2,3	mounting on busbar 185 mm	4.38	1
1.250.000	M1002190	1 x 3P	3 M12 bolts	mounting on busbar 185 mm	4.653	1
1.260.000	G1023207	1 x 3P	3 M12 insert nuts	mounting on busbar 185 mm	4.68	1
1.270.000	H1023208	1 x 3P	V-terminal for V-terminal clamps size 1,2,3	mounting on busbar 185 mm	4.439	1

various accessories available for FSD:
visit ep.mersen.com

MULTIVERT® i-Xtensio 400 A size 2 185 mm 3 x single pole switching



CATALOG NUMBER	ITEM NUMBER	CABLE TERMINATION COMPONENTS	DESIGN	WEIGHT (KG) ¹⁾	PKG
7.200.000	P1200130	3 M12 bolts	-	5.1	1
7.210.000	Q1200131	3 M12 insert nuts	-	5.1	1
7.220.000	R1200132	V-terminal for V-terminal clamps size 1,2,3	-	5.1	1

1) Weight in kg per piece or set including package

NH FUSES

Size 3



gG

400 VAC

Breaking capacity: 100 kA

With double indication

SIZE	CAT. NUMBER	REF. NUMBER	CURRENT (A)	WITH DOUBLE INDICATION	PKG
3C	NH3GG40V250	R223736	250	250-630A	1
3C	NH3GG40V315	S223737	315		1
3C	NH3GG40V400	T223738	400		1
3	NH3GG40V500	V223739	500		1
3	NH3GG40V630	W223740	630		1

500 VAC / 250 VDC

Breaking capacity: 120 kA / 80 kA

With double indication

SIZE	CAT. NUMBER	REF. NUMBER	CURRENT (A)	WITH DOUBLE INDICATION	PKG
3C	NH3GG50V100	S235168	100	100-630A	1
3C	NH3GG50V125	T235169	125		1
3C	NH3GG50V160	V235170	160		1
3C	NH3GG50V200	W235171	200		1
3C	NH3GG50V224	V233744	224		1
3C	NH3GG50V250	C211602	250		1
3C	NH3GG50V300	A212635	300		1
3C	NH3GG50V315	L213151	315		1
3C	NH3GG50V355	K214162	355		1
3C	NH3GG50V400	T215182	400		1
3	NH3GG50V425	B216201	425		1
3	NH3GG50V450	Z216705	450		1
3	NH3GG50V500	M217223	500		1
3	NH3GG50V630	S217734	630		1

690 VAC

Breaking capacity: 80 kA

With double indication

SIZE	CAT. NUMBER	REF. NUMBER	CURRENT (A)	WITH DOUBLE INDICATION	PKG
3C	NH3GG69V250	Z228504	250	250-500A	1
3C	NH3GG69V300	A228505	300		1
3C	NH3GG69V315	B228506	315		1
3C	NH3GG69V355	C228507	355		1
3	NH3GG69V400	D228508	400		1
3	NH3GG69V425	E228509	425		1
3	NH3GG69V500	F228510	500		1



aM

500 VAC

Breaking capacity: 120 kA

With double indication

CAT. NUMBER	REF. NUMBER	CURRENT (A)	WITH DOUBLE INDICATION	PKG
NH3AM50V315	P232520	315	315-630A	1
NH3AM50V355	Q232521	355		1
NH3AM50V400	R232522	400		1
NH3AM50V425	S232523	425		1
NH3AM50V450	T232524	450		1
NH3AM50V500	V232525	500		1
NH3AM50V630	M227987	630		1



aM

690 VAC

Breaking capacity: 80 kA

With double indication

CAT. NUMBER	REF. NUMBER	CURRENT (A)	WITH DOUBLE INDICATION	PKG
NH3AM69V250	D227979	250	250-500A	1
NH3AM69V300	E227980	300		1
NH3AM69V315	F227981	315		1
NH3AM69V355	G227982	355		1
NH3AM69V400	H227983	400		1
NH3AM69V425	J227984	425		1
NH3AM69V450	K227985	450		1
NH3AM69V500	L227986	500		1

NH FUSES

Size 3



aR
690 VAC
Breaking capacity: 170 kA
 With double indication

CAT. NUMBER	REF. NUMBER	CURRENT (A)	WITH DOUBLE INDICATION	PKG
NH3UD69V315PV	F320579	315	315-1000A	3
NH3UD69V450PV	M320585	450		3
NH3UD69V500PV	P320587	500		3
NH3UD69V630PV	R320589	630		3
NH3UD69V800PV	T320591	800		3
NH3UD69V1000PV	W320593	1000		3

Fusegear

Size 3 - NH plastic base



NO. OF POLES	MOUNTING TYPE	CAT. NUMBER	REF. NUMBER	PKG
1	DIN rail	BB31PPR	X213644	3
1	Screw	BB31PP	W213643	3
3	DIN rail	BB33PPR	F214664	1
3	Screw	BB33PP	H215172	1
Insulating barriers		BB3PPCL	Q215708	2

Accessories

Pull handle



Neutral link



DESCRIPTION	CAT. NUMBER	REF. NUMBER	PKG
Neutral link size 3	NH3NEUTRAL	E223035	6
Isolated neutral link size 3	NH3DKNIFESGP	J201718	6
Pull handle	NHHANDLE	P215592	5



Indication facilities

CAT. NUMBER	ITEM NUMBER	DESIGN	PKG	WEIGHT
1.000.852	01002285	indicator for switch door position micro switch, 1 change-over contact 5 A, 250 V	1 piece	90 g

Locking and sealing devices/locking device for window



CAT. NUMBER	ITEM NUMBER	DESIGN	PKG	WEIGHT
1.000.150	K229296	locking device for window for 00.ST8 1-, 2-, 4-pole and 1./2.ST8/RST8 1 set = 3 pieces	1 piece	90 g

Fusegear

IEC Switch fuse disconnecter: M630D



630A, NH fuses

DESCRIPTION	CAT. NUMBER	REF. NUMBER	WEIGHT (G)	PKG
Switch.fus 630A 3 0+3 pos.	M630D03	A1043280	13	1
Switch.fus 630A 3 R side op.	M630D30S	B1043281	13.9	1

MULTIBLOC® 3



1.001.125

630A, 690VAC, 3 poles

CAT. NUMBER	REF. NUMBER	POLES	CABLE TERMINATION COMPONENTS	DESIGN	WEIGHT (KG) ¹⁾	PKG
1.001.125	C1002135	3	6 M12 terminal screws	ST8 - bottom fitting	4.94	1
1.002.713	M1023074	3	6 M12 terminal screws	ST8 - bottom fitting with electronic monitoring of fuse	5.50	1
1.001.904	N1023075	4	8 M12 terminal screws	ST8 - bottom fitting	7.44	1

MULTIVERT® 630 A & MULTIVERT® i-Xtensio 630A



MULTIVERT® 630 A size 3 185 mm

CAT. NUMBER	REF. NUMBER	POLES	CABLE TERMINATION COMPONENTS	DESIGN	WEIGHT (KG) ¹⁾	PKG
1.300.000	K1002188	3 x 1P	3 M12 bolts	mounting on busbar 185 mm	5.43	1
1.310.000	W1023220	3 x 1P	3 M12 insert nuts	mounting on busbar 185 mm	5.38	1
1.320.000	X1023221	3 x 1P	V-terminal for V-terminal clamps size 1,2,3	mounting on busbar 185 mm	5.21	1
1.350.000	N1002191	1 x 3P	3 M12 bolts	mounting on busbar 185 mm	5.609	1
1.360.000	C1023249	1 x 3P	3 M12 insert nuts	mounting on busbar 185 mm	5.57	1
1.370.000	D1023250	1 x 3P	V-terminal for V-terminal clamps size 1,2,3	mounting on busbar 185 mm	5.39	1
4.350.000	G1056005	1 x 4P (3P+N)	3 M12 bolts	mounting on busbar 185mm	8.9	1
4.370.000	W1058272	1 x 4P (3P+N)	V-terminal for V-terminal clamps	mounting on busbar 185mm	8.9	1

various accessories available for FSD:
visit ep.mersen.com



MULTIVERT® i-Xtensio 630 A size 3 185 mm 3 x single pole switching

CAT. NUMBER	ITEM NUMBER	CABLE TERMINATION COMPONENTS	DESIGN	WEIGHT (KG) ¹⁾	PKG
7.300.000	X1200137	3 M12 bolts	-	6	1
7.310.000	Y1200138	3 M12 insert nuts	-	6	1
7.320.000	Z1200139	V-terminal for V-terminal clamps size 1,2,3	-	6	1

1) Weight in kg per piece or set including package

NH FUSES

Multifix 60



D02 vertical fuse base E18



TAILLE	CAT. NUMBER	REF. NUMBER	DESIGN	COND.
D02	1.000.759	H1026635	D0 vertical fuse base with cover	10

Universal busbar carriers



1.002.100



1.002.103

NB DE PÔLES	CAT. NUMBER	REF. NUMBER	DESIGN	COND.
3	1.002.100	J1026452	universal busbar carrier for busbar thickness 5-10mm	10
1	1.002.101	K1026453	universal busbar carrier attachable to 1.002.100	10
3	1.002.103	J1026498	end cover for universal busbar carrier	20

Touch protection cover caps, terminal clamp plate



CAT. NUMBER	REF. NUMBER	DESIGN	COND.
1.000.771	L1026431	Protection cover 200x54x42 for clamps 1,5-35mm ²	2
1.000.773	N1026433	Protection cover 200x108x78 for clamps 16-185mm ²	2
1.000.774	P1026434	Bus bar protection plate 54mm	2
1.000.775	N1026479	Bus bar protection plate 108mm	2
SAS01412	E212041	Terminal clamp plate complete 200x84x59mm for busbar thickness 5mm	1
SAS01414	Z211530	Terminal clamp plate complete 200x84x59mm for busbar thickness 10mm	1

Universal terminal clamps



1.000.776



1.000.779



1.000.785

BUSBAR THICKNESS	CAT. NUMBER	REF. NUMBER	DESIGN	COND.
5mm	1.000.776	K200730	Terminal clamp 1,5-16mm ²	10
5mm	1.000.777	V1026462	Terminal clamp 1,5-35mm ²	20
5mm	1.000.778	W1026463	Terminal clamp 1,5-50mm ²	20
5mm	1.000.779	J201787	Terminal clamp 16-70mm ²	10
5mm	1.000.780	V207524	Terminal clamp 16-120mm ²	10
5mm	1.001.157	G1026450	Terminal clamp 16-185mm ²	3
10mm	1.000.781	W219209	Terminal clamp 1,5-16mm ²	10
10mm	1.000.782	A1026490	Terminal clamp 1,5-35mm ²	20
10mm	1.000.783	B1026491	Terminal clamp 1,5-50mm ²	20
10mm	1.000.784	F222185	Terminal clamp 16-70mm ²	10
10mm	1.000.785	B222940	Terminal clamp 16-120mm ²	10
10mm	1.001.158	H1026451	Terminal clamp 16-185mm ²	3

Multifix 60

Component adapters for top terminal




CAT.NUMBER	REF.NUMBER	DESIGN	COND.
1.001.072	S1026437	Component adapter, terminal 3x4mm ²	4
1.000.786	Q1026435	Component adapter, terminal 3x6mm ²	4
1.001.073	V1026439	Component adapter, terminal 3x10mm ²	4
1.000.787	R1026436	Component adapter, terminal 3x16mm ²	4

Universal supporting bars for component adapter



CAT.NUMBER	REF.NUMBER	DESIGN	COND.
1.000.790	D1026493	supporting bar width 45mm	10
1.000.791	E1026494	supporting bar width 54mm	10
1.000.792	F1026495	supporting bar width 63mm	10
1.000.787	R1026436	Component adapter, terminal 3x16mm ²	4

Busbar covers



CAT.NUMBER	REF.NUMBER	DESIGN	COND.
1.000.931	V218173	Busbar cover for busbar 5mm	10
1.000.932	X216128	Busbar cover for busbar 10mm	10

MULTIVERT® 800A, 1260A

Double Fuse Switch Disconnecter Size 2 and 3



1.400.000

MULTIVERT® NH-double vertical fuse switch disconnecter 800 A single pole switching for NH-fuse links size 2

CAT. NUMBER	ITEM NUMBER	CABLE TERMINATION COMPONENTS	PKG	WEIGHT
1.400.000	W1023266	triple cable termination M12 bolt	1 piece	11.6 kg
1.400.004	X1023267	quadruple cable termination M12 bolt	1 piece	12.12 kg

MULTIVERT® NH-double vertical fuse switch disconnecter 1260 A single pole switching for NH-fuse links size 3

CAT. NUMBER	ITEM NUMBER	CABLE TERMINATION COMPONENTS	PKG	WEIGHT
1.500.000	S1023125	triple cable termination M12 bolt	1 piece	13.3 kg
1.500.004	T1023126	quadruple cable termination M12 bolt	1 piece	13.8 kg



1.450.000

MULTIVERT® NH-double vertical fuse switch disconnecter 800 A triple pole switching for NH-fuse links size 2

CAT. NUMBER	ITEM NUMBER	CABLE TERMINATION COMPONENTS	PKG	WEIGHT
1.450.000	Y1023268	triple cable termination M12 bolt	1 piece	11.9 kg
1.450.004	Z1023269	quadruple cable termination M12 bolt	1 piece	12.3 kg

MULTIVERT® NH-double vertical fuse switch disconnecter 1260 A triple pole switching for NH-fuse links size 3

CAT. NUMBER	ITEM NUMBER	CABLE TERMINATION COMPONENTS	PKG	WEIGHT
1.550.000	V1023127	triple cable termination M12 bolt	1 piece	13.3 kg
1.550.004	W1023128	quadruple cable termination M12 bolt	1 piece	13.8 kg

NH FUSES SYSTEM

HelioProtection® NH fuse-links 800VAC

NH gR 800VAC

NH gR 800VAC Plain Blade



NH1GR80V125



NH2GR80V250

CAT.NUMBER	REF. NUMBER	RATED CURRENT I _N	PRE-ARCING I ² T	CLEARING I ² T AT RATED VOLTAGE	POWER DISSIPATION AT I _N	POWER DISSIPATION AT 0.7X I _N	WIDTH	PCK	WEIGHT
NH1GR80V50	R1069101	50 A	0.65 kA ² s	7.76 kA ² s	11 W	4.6 W	39.5 mm	3	0.4 kg
NH1GR80V63	S1069102	63 A	1.46 kA ² s	14.95 kA ² s	13 W	5.4 W	39.5 mm	3	0.4 kg
NH1GR80V80	T1069103	80 A	2.59 kA ² s	24.3 kA ² s	15 W	6.1 W	39.5 mm	3	0.4 kg
NH1GR80V100	V1069104	100 A	4.61 kA ² s	39.2 kA ² s	17 W	7.2 W	39.5 mm	3	0.4 kg
NH1GR80V125	X1069106	125 A	10.37 kA ² s	79.1 kA ² s	18 W	7.4 W	39.5 mm	3	0.4 kg
NH1GR80V160	Y1069107	160 A	20 kA ² s	134.5 kA ² s	23 W	9.6 W	39.5 mm	3	0.4 kg
NH2GR80V200	Z1069108	200 A	64.8 kA ² s	234 kA ² s	27 W	11.3 W	51 mm	3	0.7 kg
NH2GR80V250	A1069109	250 A	36.45 kA ² s	400 kA ² s	31 W	12.9 W	51 mm	3	0.7 kg

NH gR 800VAC Direct mounting



NH1GR80V125B



NH2GR80V250B

CAT.NUMBER	REF. NUMBER	RATED CURRENT I _N	PRE-ARCING I ² T	CLEARING I ² T AT RATED VOLTAGE	POWER DISSIPATION AT I _N	POWER DISSIPATION AT 0.7X I _N	WIDTH	PCK	WEIGHT
NH1GR80V50B	H1069093	50 A	0.65 kA ² s	7.76 kA ² s	11 W	4.6 W	39.5 mm	3	0.3 kg
NH1GR80V63B	J1069094	63 A	1.46 kA ² s	14.95 kA ² s	13 W	5.4 W	39.5 mm	3	0.3 kg
NH1GR80V80B	K1069095	80 A	2.59 kA ² s	24.3 kA ² s	15 W	6.1 W	39.5 mm	3	0.3 kg
NH1GR80V100B	L1069096	100 A	4.61 kA ² s	39.2 kA ² s	17 W	7.2 W	39.5 mm	3	0.3 kg
NH1GR80V125B	M1069097	125 A	10.37 kA ² s	79.1 kA ² s	18 W	7.4 W	39.5 mm	3	0.3 kg
NH1GR80V160B	N1069098	160 A	20 kA ² s	134.5 kA ² s	23 W	9.6 W	39.5 mm	3	0.3 kg
NH2GR80V200B	P1069099	200 A	64.8 kA ² s	234 kA ² s	27 W	11.3 W	51 mm	3	0.6 kg
NH2GR80V250B	Q1069100	250 A	36.45 kA ² s	400 kA ² s	31 W	12.9 W	51 mm	3	0.6 kg

NH Fuse handle for NH fuse links size 00-4



NHHANDLE

CAT.NUMBER	REF. NUMBER	SIZE	DESIGN	PCK	WEIGHT
NHHANDLE	P215592	00 to 4	without arm protection to DIN VDE 0636-2, DIN VDE 608-4	5	0.28 kg
08024.000000	X216105	00 to 4	with fire proof arm protection to DIN VDE 0636-2, DIN VDE 608-4	1	0.54 kg



08024.000000

NH FUSES SYSTEM

MULTIBLOC® 800VAC

NH horizontal Switch Disconnecter Size 1 and 2



8.000.299

MULTIBLOC® 1.5T8 size 1 160A, 800VAC bottom fitting, triple pole

CAT. NUMBER	REF. NUMBER	POLES	CABLE TERMINATION COMPONENTS	PCK	WEIGHT
8.000.299	B1069363	3	6 M10 terminal screws	1	2.42 kg
8.001.239	C1069364	3	3 clamp straps 70–150 mm ² 3 M10 terminal screws	1	2.42 kg
8.002.562	D1069365	3	6 clamp straps 70-150 mm ²	1	2.42 kg



8.000.504

MULTIBLOC® 2.5T8 size 2 250A, 800VAC bottom fitting, triple pole

CAT. NUMBER	REF. NUMBER	POLES	CABLE TERMINATION COMPONENTS	PCK	WEIGHT
8.000.504	E1069366	3	6 M10 terminal screws	1	3.5 kg
8.001.240	F1069367	3	3 clamp straps 120–240 mm ² 3 M10 terminal screws	1	3.5 kg
8.002.563	G1069368	3	6 clamp straps 120–240 mm ²	1	3.5 kg

MULTIVERT® 800VAC

NH Vertical Fuse Switch Disconnecter 160A, 800VAC Size 1



8.150.000

MULTIVERT® 800VAC 160A size 1 185 mm 1 x triple pole switching

CATALOG NUMBER	ITEM NUMBER	CABLE TERMINATION COMPONENTS	PCK	WEIGHT
8.150.000	L1069372	3 M10 bolts	1 piece	4.67 kg
8.160.000	M1069373	3 M10 insert nuts	1 piece	4.63 kg
8.170.000	N1069374	V-terminal for V-terminal clamps size 1,2,3	1 piece	4.55 kg







8.100.000

MULTIVERT® 800VAC 160A size 1 185 mm 3 x single pole switching

CATALOG NUMBER	ITEM NUMBER	CABLE TERMINATION COMPONENTS	PCK	WEIGHT
8.100.000	H1069369	3 M10 bolts	1 piece	4.52 kg
8.110.000	J1069370	3 M10 insert nuts	1 piece	4.46 kg
8.120.000	K1069371	V-terminal for V-terminal clamps size 1,2,3	1 piece	4.38 kg

DO FUSES AND FUSEGEAR OFFERING

Low voltage D0 fuses

SIZE	VOLTAGE	BREAKING CAPACITY	FUSES		PAGES
			GG	AM	
			W/O INDICATION	W/O INDICATION	
D01 	400VAC	50kA	2 - 16A		56-57
	250VDC	50kA	2 - 16A		
D02  	400VAC	50kA	20 - 63A		57-59
	250VDC	50kA	20 - 63A		
	440VAC	50kA		20 - 35A	
D03 	400VAC	50kA	80 - 100A		59-60
	250VDC	50kA	80 - 100A		

Fusegear

FUSEGEAR	FUSE BASE		ACCESSORIES
 <p>Linocur®</p>	 <p>Innozed D02/D02</p>		 <p>Fuse monitoring</p>
 <p>Linocur®</p>	 <p>Innozed D02/D02</p>		 <p>Neozed Screw caps porcelain</p>  <p>Neozed Screw caps plastic</p>  <p>Neozed Gauge rings</p>  <p>Neozed space holder insert</p>
<p>—</p>	<p>—</p>	 <p>Neozed fuse bases</p>	 <p>Neozed Special holding spring</p>
<p>—</p>	<p>—</p>	<p>—</p>	 <p>Insulated wiring bars</p>

LOW VOLTAGE D0 FUSES

Neozed gG - D01



400 VAC - 250 VDC
Breaking capacity: 50 kA

CAT. NUMBER	REF. NUMBER	CURRENT (A)	COLOR CODE	PKG
D01GG40V2	T214676	2	pink	50
D01GG40V4	W200809	4	brown	50
D01GG40V6	B215695	6	green	50
D01GG40V10	W211090	10	red	50
D01GG40V13	C201206	13	black	50
D01GG40V16	R223023	16	grey	50

Innozed - D01



16 A, 400VAC, 1 pole E14

CAT. NUMBER	REF. NUMBER	DESIGN	PKG
04724.000000	W1032489	both sides double function clamp 1.5-35 mm ²	9



16 A, 400VAC, 3 poles E14

CAT. NUMBER	REF. NUMBER	DESIGN	PKG
04734.000000	X1032490	both sides double function clamp 1.5-35 mm ²	3

Fusegear - D01



Neozed fuse bases w/o shock-proof protection-cover

NO. OF POLES	VOLTAGE (V)	CURRENT (A)	TERMINAL TYPE	FOR SNAP-ON FASTENING		FOR SCREW MOUNTING		PKG
				CAT. NUMBER	REF. NUMBER	CAT. NUMBER	REF. NUMBER	
1	400VAC	16	1	01720.150000	J200660	01720.100000	Z216061	20
1	400VAC	16	3	01730.152000	B216063	-	-	20
3	400VAC	16	1	-	-	01730.100000	K200661	5

LOW VOLTAGE D0 FUSES

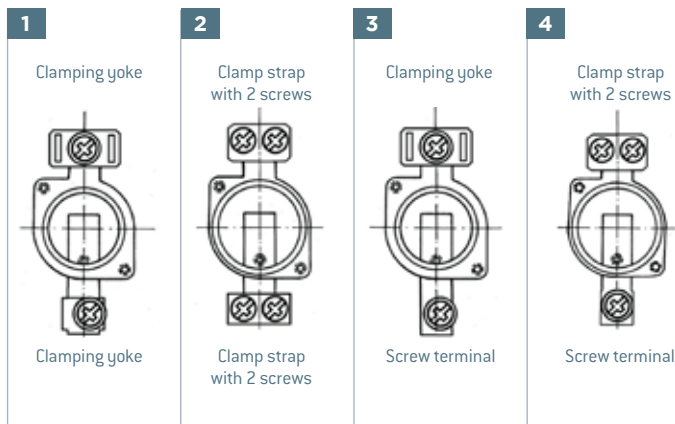
Fusegear - D01



Neozed fuse bases with shock-proof protection-cover

NO. OF POLES	VOLTAGE (V)	CURRENT (A)	TERMINAL TYPE	CAT. NUMBER	REF. NUMBER	PKG
1	400VAC	16	1	01720.170000	B211463	20
1	400VAC	16	3	01720.370000	T215550	20
3	400VAC	16	1	01730.172000	A219144	5

Terminal type



Neozed gG - D02



400 VAC - 250 VDC
Breaking capacity: 50 kA

CAT. NUMBER	REF. NUMBER	CURRENT (A)	COLOR CODE	PKG
D02GG40V20	B217742	20	blue	50
D02GG40V25	W213160	25	yellow	50
D02GG40V32	S227647	32	black	50
D02GG40V35	R219826	35	black	50
D02GG40V50	D215191	50	white	50
D02GG40V63	C201873	63	copper	50

Neozed aM - D02



440 VAC
Breaking capacity: 50 kA

CAT. NUMBER	REF. NUMBER	CURRENT (A)	COLOR CODE	PKG
D02AM44V20	H211607	20	blue	10
D02AM44V25	F212640	25	yellow	10
D02AM44V35	J213655	35	black	10

LOW VOLTAGE D0 FUSES

Fusegear - D02



D0 Linocur® D02 230/400VAC, 65VDC

CAT. NUMBER	REF. NUMBER	CURRENT (A)	WIDTH	NO. OF POLES	CROSS SECTION	WEIGHT	PKG
05861.063000	Z1012620	63 A	27 mm	1	35 mm ²	138 g	3
05862.063000	J1012606	63 A	54 mm	2	35 mm ²	279 g	2
05863.063000	B1012622	63 A	81 mm	3	35 mm ²	418 g	1
05861.063100	H1012628	63 A	54 mm	1+N	35 mm ²	253 g	2
05863.063100	E1012602	63 A	108 mm	3+N	35 mm ²	531 g	1



D0 Linocur® D02 220VDC

CAT. NUMBER	REF. NUMBER	CURRENT (A)	WIDTH	NO. OF POLES	CROSS SECTION	WEIGHT	PKG
05864.063000	L1012608	63 A	108 mm	4	35 mm ²	554 g	1

D0 Linocur® D02 230VAC to 400VAC, 65VDC, fuse-links and gauge pieces

CAT. NUMBER	REF. NUMBER	CURRENT (A)	WIDTH	NO. OF POLES	CROSS SECTION	WEIGHT	PKG
05863.025000	G1012627	25 A	81 mm	3	35 mm ²	457 g	2
05863.035000	E1012625	35 A	81 mm	3	35 mm ²	475 g	1
05863.050000	P1012611	50 A	81 mm	3	35 mm ²	462 g	1



Innozed - D02



63 A, 400VAC, 1 pole E18

CAT. NUMBER	REF. NUMBER	DESIGN	PKG
04725.000000	Y1032491	both sides double function clamp 1.5-35 mm ²	9

63 A, 400VAC, 3 poles E18

CAT. NUMBER	REF. NUMBER	DESIGN	PKG
04735.000000	Z1032492	both sides double function clamp 1.5-35 mm ²	3

LOW VOLTAGE D0 FUSES

Fusegear - D02



Neozed fuse bases w/o shock-proof protection-cover

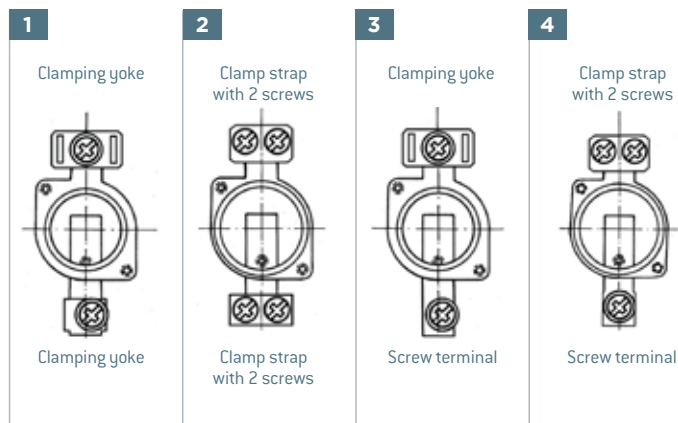
NO. OF POLES	VOLTAGE (V)	CURRENT (A)	TERMINAL TYPE	FOR SNAP-ON FASTENING		FOR SCREW MOUNTING		PKG
				CAT. NUMBER	REF. NUMBER	CAT. NUMBER	REF. NUMBER	
1	400VAC	63	2	01721.250000	J218623	01721.200000	M214532	20
1	400VAC	63	4	01721.450000	W215552	01721.400000	F213008	20
3	400VAC	63	2	01731.252000	Y217601	01731.200000	F216573	5



Neozed fuse bases with shock-proof protection-cover

NO. OF POLES	VOLTAGE (V)	CURRENT (A)	TERMINAL TYPE	CAT. NUMBER	REF. NUMBER	PKG
1	400VAC	63	2	01721.270000	M200663	20
1	400VAC	63	4	01721.470000	K218624	20
3	400VAC	63	2	01731.272000	E222874	5
3	400VAC	63	4	01731.472000	K213518	5

Terminal type



Neozed gG - D03



400 VAC - 250 VDC
Breaking capacity: 50 kA

CAT. NUMBER	REF. NUMBER	CURRENT (A)	COLOR CODE	PKG
D03GG40V80	L216716	80	silver	10
D03GG40V100	N212647	100	red	10

LOW VOLTAGE D0 FUSES

Fusegear - D03



Neozed fuse bases w/o shock-proof protection-cover

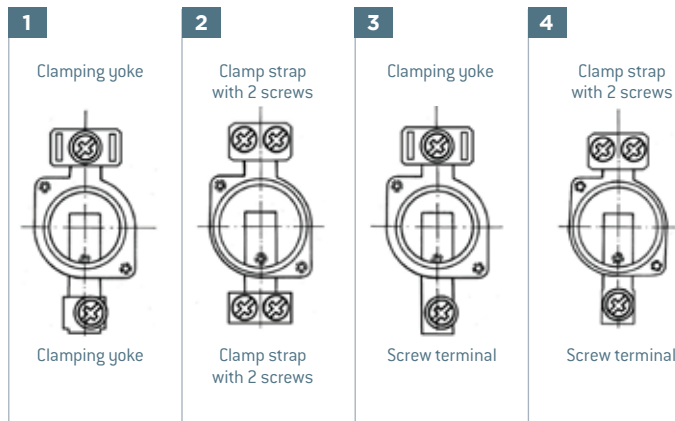
NO. OF POLES	VOLTAGE (V)	CURRENT (A)	TERMINAL TYPE	FOR SNAP-ON FASTENING		FOR SCREW MOUNTING		PKG
				CAT. NUMBER	REF. NUMBER	CAT. NUMBER	REF. NUMBER	
1	400VAC	100	4	01722.450000	0214535	01722.400000	J213011	10



Neozed fuse bases with shock-proof protection-cover

NO. OF POLES	VOLTAGE (V)	CURRENT (A)	TERMINAL TYPE	CAT. NUMBER	REF. NUMBER	PKG
1	400VAC	100	4	01722.470000	F216067	10

Terminal type



Accessories



Neozed Screw caps porcelain

SIZE	VOLTAGE (V)	CURRENT (A)	CAP THREAD	CAT. NUMBER	REF. NUMBER	PKG
with testing hole						
D01	440VAC	16	E 14	01710.000200	H201211	20
D02	440VAC	63	E 18	01711.000200	T215044	20
D03	440VAC	100	M30x2	01712.000200	V215045	10




Neozed Screw caps plastic

SIZE	VOLTAGE (V)	CURRENT (A)	CAP THREAD	CAT. NUMBER	REF. NUMBER	PKG
with testing hole						
D01	400VAC	16	E 14	01714.000200	E212501	20
D02	400VAC	63	E 18	01715.000200	P211981	20
with sealable hole & testing hole						
D01	400VAC	16	E 14	11714.000220	R214536	20
D02	400VAC	63	E 18	11715.000220	S214537	20

LOW VOLTAGE D0 FUSES

Accessories

Insulated wiring bars



CAT. NUMBER	REF. NUMBER	DESIGN	WEIGHT	PKG
02963.000000	M215107	single pole, 16 mm ² , partition 27 mm (distance of poles), peg Design, L-shaped	190 g	50
22963.003000	K302873	triple pole, 16 mm ² , partition 27 mm (distance of poles), peg Design, L-shaped	590 g	10
22963.363000	L302874	triple pole, 35 mm ² , partition 27 mm (distance of poles), peg Design, L-shaped	590 g	10
02901.000000	E302891	end cap for single pole wiring bus bar	1 g	10
02903.165000	G302893	end cap for triple pole wiring bus bars up to 16 mm ²	1 g	10
02903.350000	R302902	end cap for triple pole wiring bus bars up to 35 mm ²	1 g	10



Communication

CAT. NUMBER	REF. NUMBER	DESIGN	WEIGHT	PKG
05860.200000	H1015204	Monitoring Device, for fuse operation type 2, cross section 1,5mm ²	-	1
05860.300000	J1015205	Monitoring Device, for switch position and fuse operation type 3, cross section 1,5mm ²	-	1



Neozed Gauge rings

SIZE	CURRENT (A)	COLOR CODE	CAT. NUMBER	REF. NUMBER	PKG
D01	2	pink	01705.002000	J216576	50
D01	4	brown	01705.004000	J219681	50
D01	6	green	01705.006000	P206438	50
D01	10	red	01705.010000	M213014	50
D02	2	pink	01706.002000	K216577	50
D02	4	brown	01706.004000	S222127	50
D02	6	green	01706.006000	R211983	50
D02	10	red	01706.010000	H216069	50
D02	16	grey	01706.016000	Q218629	50
D02	20	blue	01706.020000	S200668	50
D02	25	yellow	01706.025000	R213524	50
D02	35	black	01706.035000	J216070	50
D02	50	white	01706.050000	R218630	50
D03	80	silver	01707.080000	T200669	20



Neozed Special holding springs

SIZE	VOLTAGE (V)	CAT. NUMBER	REF. NUMBER	PKG
D01 fuse-links in DL-socket				
D01->DL	400VAC	01733.000000	J218117	100
D01 fuse-links in D02-socket				
D01->D02	400VAC	01713.000000	Z215049	50
D02 fuse-links in D03-socket				
D02->D03	400VAC	01709.000000	P214028	25

Neozed space holder insert



SIZE	CAT. NUMBER	REF. NUMBER	PKG
for D02 fuse-links in D03-socket			
D02->D03	01707.000000	T211985	30



D0 screw caps 400V AC synthetic

CAT. NUMBER	ITEM NUMBER	FEATURES	PKG	WEIGHT
01713.700000	W1016665	Reduction Spring, for the use of D01 fuse-links in the bayonet screw cap. Size D01	10	1 g

D0 cartridge ring adapter inserts D02 E18



CAT. NUMBER	ITEM NUMBER	APPLICATION	FEATURES	PKG	WEIGHT
01706.002000	K216577	For D01 fuse links in D02 fuse bases	2A, pink	50	0.6 g
01706.004000	S222127	For D01 fuse links in D02 fuse bases	4A, brown	50	0.6 g
01706.006000	R211983	For D01 fuse links in D02 fuse bases	6A, green	50	0.6 g
01706.010000	H216069	For D01 fuse links in D02 fuse bases	10A, red	50	0.6 g
01706.016000	Q218629	For D01 fuse links in D02 fuse bases	16A, grey	50	0.5 g

BS88 FUSES AND FUSEGEAR OFFERING

BS88 fuses

10x28 (250V)

17x27 (250V)

17x49 (690V)

	FUSES			PAGES
	VOLTAGE	RATING	TYPE	
Offset Bolted Tag Fuse Links 	415VAC 240VDC	36 - 200M315	Type A	64
Central Bolted Tag Fuse Links 	415VAC 240VDC	32 - 800	Type B & C	65
Offset Blade/Offset Tag Fuse Links 	550VAC 250VDC	2 - 32M63	Type F & A	66
Offset Bolted Tag Fuse Links 	690VAC 460VDC	2 - 80M100	Type A	67
Central Bolted Tag Fuse Links 	690VAC 460VDC	80 - 800	Type B & C	68

Fusegear

FUSE HOLDERS



BFF Front wire connected



BBB Back stud connected



BFB Front Back

Offset Bolted Tag Fuse Links (A-type)



415 VAC Breaking Capacity: 80 kA
240/250 VDC Breaking Capacity: 40 kA

VOLTAGE (V) BS TYPE REF	RATING (A)	REFERENCE NUMBER	CATALOGUE NUMBER	BS TYPE REF	STD. PACK
415VAC 240VDC	36	M1045269J	BTIS42V36	A3	10
	40	N1045270J	BTIS42V40	A3	10
	50	P1045271J	BTIS42V50	A3	10
	63	Q1045272J	BTIS42V63	A3	10
	80	R1045273J	BTIS42V80	A3	10
	100	S1045274J	BTIS42V100	A3	10
415VAC 240VDC	125	L1019186J	BTIS42V125	A3	10
	160	M1019187J	BTIS42V160	A3	10
	100M125	N1019188J	BTIS42V100M125	A3	10
	100M160	Q1019190J	BTIS42V100M160	A3	10
415VAC 240VDC	36	T1045275J	BTCP42V36	A4C	10
	40	Z1045280J	BTCP42V40	A4C	10
	50	S1045297J	BTCP42V50	A4C	10
	63	T1045298J	BTCP42V63	A4C	10
	80	V1045299J	BTCP42V80	A4C	10
	100	X1045301J	BTCP42V100	A4C	10
415VAC 240VDC	125	W1019195J	BTCP42V125	A4	10
	160	X1019196J	BTCP42V160	A4	10
	100M125	A226297J	BTCP42V100M125	A4C	10
	100M160	B226298J	BTCP42V100M160	A4C	10
	100M200	C226299E	BTCP42V100M200	A4C	5
415VAC 240VDC	125	D226300E	BTFP42V125	A4XC	5
	160	E226301E	BTFP42V160	A4XC	5
	200	F226302E	BTFP42V200	A4XC	5
	200M250	G226303E	BTFP42V200M250	A4X	5
	200M315	H226304E	BTFP42V200M315	A4X	5

Central Bolted Tag Fuse Links (B & C-type)



415 VAC Breaking Capacity: 80 kA
240 VDC Breaking Capacity: 40 kA

VOLTAGE (V)	RATING (A)	REFERENCE NUMBER	CATALOGUE NUMBER	BS TYPE REF	STD. PACK
415VAC 240VDC	32	J226305J	BTBC42V32	B1C	10
	40	K226306J	BTBC42V40	B1C	10
	50	L226307J	BTBC42V50	B1C	10
	63	M226308J	BTBC42V63	B1C	10
415VAC 240VDC	80	Y1045302J	BTC42V80	B1C	10
	100	Z1045303J	BTC42V100	B1C	10
415VAC 240VDC	125	E1019203J	BTC42V125	B1	10
	160	F1019204J	BTC42V160	B1	10
	100M125	Q226311J	BTC42V100M125	B1C	10
	100M160	R226312J	BTC42V100M160	B1C	10
	100M200	S226313E	BTC42V100M200	B1C	5
415VAC 240VDC	125	T226314E	BTF42V125	B2C	5
	160	V226315E	BTF42V160	B2C	5
	200	W226316E	BTF42V200	B2C	5
	200M250	X226317A	BTF42V200M250	B2	1
	200M315	Y226318A	BTF42V200M315	B2	1
415VAC 240VDC	250	Z226319A	BTKF42V250	B3	1
	315	A226320A	BTKF42V315	B3	1
	315M400	B226321A	BTKF42V315M400	B3	1
415VAC 240VDC	250	C226322A	BTKM42V250	B3X	1
	315	D226323A	BTKM42V315	B3X	1
415VAC 240VDC	355	E226324A	BTMF42V355	B4	1
	400	F226325A	BTMF42V400	B4	1
415VAC 240VDC	355	G226326A	BTM42V355	C1	1
	400	H226327A	BTM42V400	C1	1
415VAC 240VDC	450	J226328A	BTTM42V450	C2	1
	500	K226329A	BTTM42V500	C2	1
	560	L226330A	BTTM42V560	C2	1
	630	M226331A	BTTM42V630	C2	1
415VAC 240VDC	670	N226332A	BTLM42V670	C3	1
	710	P226333A	BTLM42V710	C3	1
	750	Q226334A	BTLM42V750	C3	1
	800	R226335A	BTLM42V800	C3	1

BS88 FUSES

Offset Blade/Offset Tag Fuse Links (F & A-type)



415/550 VAC Breaking Capacity: 80 kA
250 VDC Breaking Capacity: 40 kA

VOLTAGE (V)	RATING (A)	REFERENCE NUMBER	CATALOGUE NUMBER	BS TYPE REF	STD. PACK
550VAC 250VDC	2	C1006643J	BNS55V2	F1	10
	4	D1006644J	BNS55V4	F1	10
	6	E1006645J	BNS55V6	F1	10
	10	N1019211J	BNS55V10	F1	10
	16	P1019212J	BNS55V16	F1	10
	20	Q1019213J	BNS55V20	F1	10
	25	R1019214J	BNS55V25	F1	10
	32	S1019215J	BNS55V32	F1	10
	10M16	T1019216J	BS55V10M16	F1	10
	16M20	V1019217J	BNS55V16M20	F1	10
	20M25	W1019218J	BNS55V20M25	F1	10
	20M32	X1019219J	BNS55V20M32	F1	10
	25M32	Z1019221J	BNS55V25M32	F1	10
550VAC	2	Y1050799J	BES55V2*	F2	10
	4	Z1050800J	BES55V4*	F2	10
	6	A1050801J	BES55V6*	F2	10
	10	F1006646J	BES55V10	F2	10
	16	G1006647J	BES55V16	F2	10
	20	H1006648J	BES55V20	F2	10
	25	J1006649J	BES55V25	F2	10
	32	K1006650J	BES55V32	F2	10
	36	L1006651J	BES55V36	F2	10
415VAC	40	J226351J	BES42V40	F2	10
	50	K226352J	BES42V50	F2	10
	63	L226353J	BES42V63	F2	10
550VAC 250VDC	2	E1006576J	BNIT55V2	A1	10
	4	F1006577J	BNIT55V4	A1	10
	6	G1006578J	BNIT55V6	A1	10
	10	B1019223J	BNIT55V10	A1	10
	16	C1019224J	BNIT55V16	A1	10
	20	D1019225J	BNIT55V20	A1	10
	25	E1019226J	BNIT55V25	A1	10
	32	F1019227J	BNIT55V32	A1	10
	10M16	G1019228J	BNIT55V10M16	A1	10
	16M20	H1019229J	BNIT55V16M20	A1	10
	20M25	J1019230J	BNIT55V20M25	A1	10
	20M32	K1019231J	BNIT55V20M32	A1	10
	25M32	R1019237J	BNIT55V25M32	A1	10
550VAC 250VDC	2	S1019238J	BTIA55V2	A2C	10
	4	T1019239J	BTIA55V4	A2C	10
	6	V1019240J	BTIA55V6	A2C	10
	10	W1019241J	BTIA55V10	A2C	10
	16	X1019242J	BTIA55V16	A2C	10
	20	Y1019243J	BTIA55V20	A2C	10
	25	Z1019244J	BTIA55V25	A2C	10
	32	A1019245J	BTIA55V32	A2C	10
	10M16	B1019246J	BTIA55V10M16	A2C	10
	16M20	C1019247J	BTIA55V16M20	A2C	10
	20M25	D1019248J	BTIA55V20M25	A2C	10
	20M32	E1019249J	BTIA55V20M32	A2C	10
	25M32	F1019250J	BTIA55V25M32	A2C	10
	415VAC 250VDC	32M40	G226280J	BTIA42V32M40	A2
32M50		H226251J	BTIA42V32M50	A2	10
32M63		K226283J	BTIA42V32M63	A2	10

Note that items marked with an * are not ASTA Certified

BS88 FUSES

Offset Bolted Tag Fuse Links (A-type)



690 VAC Breaking Capacity: 80 kA
460 VDC Breaking Capacity: 40 kA

VOLTAGE (V)	RATING (A)	REFERENCE NUMBER	CATALOGUE NUMBER	BS TYPE REF	STD. PACK
690VAC 460VDC	2	G1019251J	BTIA69V2	A2	10
	4	H1019252J	BTIA69V4	A2	10
	6	J1019253J	BTIA69V6	A2	10
	10	K1019254J	BTIA69V10	A2	10
	16	L1019255J	BTIA69V16	A2	10
	20	M1019256J	BTIA69V20	A2	10
	25	N1019257J	BTIA69V25	A2	10
	32	P1019258J	BTIA69V32	A2	10
	10M16	A1019751J	BTIA69V10M16	A2	10
	16M20	B1019752J	BTIA69V16M20	A2	10
	20M25	Q1019259J	BTIA69V20M25	A2	10
	20M32	R1019260J	BTIA69V20M32	A2	10
	25M32	C1019753J	BTIA69V25M32	A2	10
	36	S1019261J	BTIA69V36	A2	10
	40	T1019262J	BTIA69V40	A2	10
	50	V1019263J	BTIA69V50	A2	10
	63	W1019264J	BTIA69V63	A2	10
	32M36	A1019268J	BTIA69V32M36	A2	10
	32M40	X1019265J	BTIA69V32M40	A2	10
32M50	Y1019266J	BTIA69V32M50	A2	10	
32M63	Z1019267J	BTIA69V32M63	A2	10	
690VAC 460VDC	36	N1006584J	BTIS69V36	A3	10
	40	P1006585J	BTIS69V40	A3	10
	50	Q1006586J	BTIS69V50	A3	10
	63	R1006587J	BTIS69V63	A3	10
	32M36	C1019270J	BTIS69V32M36	A3	10
	32M40	D1006598J	BTIS69V32M40	A3	10
	32M50	E1006599J	BTIS69V32M50	A3	10
	32M63	F1006600J	BTIS69V32M63	A3	10
690VAC 460VDC	36	H1019275J	BTCP69V36	A4C	10
	40	M1006606J	BTCP69V40	A4C	10
	50	N1006607J	BTCP69V50	A4C	10
	63	J1019276J	BTCP69V63	A4C	10
	32M36	K1019277J	BTCP69V32M36	A4C	10
	32M40	L1019278J	BTCP69V32M40	A4C	10
	32M50	M1019279J	BTCP69V32M50	A4C	10
	32M63	N1019280J	BTCP69V32M63	A4C	10
	80	S1006611J	BTCP69V80	A4	10
	100	T1006612J	BTCP69V100	A4	10
	63M80	V1006613J	BTCP69V63M80	A4	10
	63M100	W1006614J	BTCP69V63M100	A4	10
	80M100	Z1054365J	BTCP69V80M100*	A4	10

Note that items marked with an * are not ASTA Certified

BS88 FUSES

Central Bolted Tag Fuse Links (B & C-type)



690 VAC Breaking Capacity: 80 kA
460 VDC Breaking Capacity: 40 kA

VOLTAGE (V)	RATING (A)	REFERENCE NUMBER	CATALOGUE NUMBER	BS TYPE REF	STD. PACK
690VAC 460VDC	80	B1019775J	BTC69V80	B1	10
	100	A1006618J	BTC69V100	B1	10
	63M80	B1006619J	BTC69V63M80	B1	10
	63M100	C1006620J	BTC69V63M100	B1	10
	80M100	A1054366J	BTC69V80M100*	B1	10
690VAC 460VDC	125	D1006621E	BTF69V125	B2	5
	160	E1006622E	BTF69V160	B2	5
	200	F1006623E	BTF69V200	B2	5
	125M160	G1006624E	BTF69V125M160	B2	5
	125M200	H1006625E	BTF69V125M200	B2	5
690VAC 460VDC	250	P1036991A	BTKF69V250	B3	1
	315	Q1036992A	BTKF69V315	B3	1
690VAC 460VDC	250	J1006626A	BTMF69V250	B4	1
	315	K1006627A	BTMF69V315	B4	1
	355	L1006628A	BTMF69V355	B4	1
	400	M1006629A	BTMF69V400	B4	1
	315M400	N1006630A	BTMF69V315M400	B4	1
690VAC 460VDC	250	P1006631A	BTM69V250	C1	1
	315	R1006633A	BTM69V315	C1	1
	355	S1006634A	BTM69V355	C1	1
	400	W1006637A	BTM69V400	C1	1
690VAC	450	Y1006639A	BTTM69V450	C2	1
	500	Z1006640A	BTTM69V500	C2	1
	560	A1006641A	BTTM69V560	C2	1
	630	B1006642A	BTTM69V630	C2	1
690VAC	670	D1019271A	BTLM69V670	C3	1
	710	E1019272A	BTLM69V710	C3	1
	750	F1019273A	BTLM69V750	C3	1
	800	G1019274A	BTLM69V800	C3	1

Note that items marked with an * are not ASTA Certified



BS88 FUSE HOLDERS

For Offset Blade & Bolted Tag Fuse Links

TYPE	VOLTAGE RATING (V)	NOMINAL CURRENT (A)	COLOR	CONNECTION	REFERENCE NUMBER	CATALOGUE NUMBER	STANDARD PACK	MERSEN USE/NEUTRAL LINK TYPE
F1	550	32	Black	Front-Front	A230138F	BFF32F1	6	BNS55Vxx
F1	550	32	Black	Back-Back	N239120F	BBB32F1	6	
F1	550	32	Black	Front-Back	B230139F	BFB32F1	6	
F1	550	32	Green	Front-Front	B1012553F	BFF32F1G	6	
F1	550	32	Green	Back-Back	V1012547F	BBB32F1G	6	
F1	550	32	Green	Front-Back	Y1012550F	BFB32F1G	6	
F1	550	32	White	Front-Front	P239121F	BFF32F1W	6	BNEUTRALF1
F1	550	32	White	Back-Back	Q239122F	BBB32F1W	6	
F1	550	32	White	Front-Back	R239123F	BFB32F1W	6	
F1	550	32	-	-	D239134J	BNEUTRALF1	10	-
F2	550	63	Black	Front-Front	S239124F	BFF63F2	6	BES55Vxx BES42Vxx
F2	550	63	Black	Back-Back	T239125F	BBB63F2	6	
F2	550	63	Black	Front-Back	V239126F	BFB63F2	6	
F2	550	63	Green	Front-Front	Z239130F	BFF63F2G	6	
F2	550	63	Green	Back-Back	A239131F	BBB63F2G	6	
F2	550	63	Green	Front-Back	B239132F	BFB63F2G	6	
F2	550	63	White	Front-Front	W239127F	BFF63F2W	6	BNEUTRALF2
F2	550	63	White	Back-Back	X239128F	BBB63F2W	6	
F2	550	63	White	Front-Back	Y239129F	BFB63F2W	6	
F2	550	63	-	-	E239135J	BNEUTRALF2	10	-
A1	550	32	Black	Front-Front	D239088F	BFF32A1	6	BNIT55Vxx
A1	550	32	Black	Back-Back	E239089F	BBB32A1	6	
A1	550	32	Black	Front-Back	F239090F	BFB32A1	6	
A1	550	32	Green	Front-Front	K239094F	BFF32A1G	6	
A1	550	32	Green	Back-Back	L239095F	BBB32A1G	6	
A1	550	32	Green	Front-Back	M239096F	BFB32A1G	6	
A1	550	32	White	Front-Front	G239091F	BFF32A1W	6	BNEUTRALA1
A1	550	32	White	Back-Back	H239092F	BBB32A1W	6	
A1	550	32	White	Front-Back	J239093F	BFB32A1W	6	
A1	550	32	-	-	F239136J	BNEUTRALA1	10	-

TYPE	VOLTAGE RATING (V)	NOMINAL CURRENT (A)	COLOR	CONNECTION	REFERENCE NUMBER	CATALOGUE NUMBER	STANDARD PACK	MERSEN USE/NEUTRAL LINK TYPE
A2	690	32	Black	Front-Front	C230140F	BFF32A2	6	BTIA55Vxx BTIA69Vxx
A2	690	32	Black	Back-Back	P1012542F	BBB32A2	6	
A2	690	32	Black	Front-Back	D230141F	BFB32A2	6	
A2	690	32	Green	Front-Front	Z1012551F	BFF32A2G	6	
A2	690	32	Green	Back-Back	S1012545F	BBB32A2G	6	
A2	690	32	Green	Front-Back	W1012548F	BFB32A2G	6	
A2	690	32	White	Front-Front	A1012552F	BFF32A2W	6	BNEUTRALA2
A2	690	32	White	Back-Back	T1012546F	BBB32A2W	6	
A2	690	32	White	Front-Back	X1012549F	BFB32A2W	6	
A2	690	32	-	-	G239137J	BNEUTRALA2	10	-
A3	690	63	Black	Front-Front	F230143F	BFF63A3	6	BTSS42Vxx BTS42Vxx BTS42Vxxx BTIS69Vxx
A3	690	63	Black	Back-Back	V239103F	BBB63A3	6	
A3	690	63	Black	Front-Back	G230144F	BFB63A3	6	
A3	690	63	Green	Front-Front	Z239107F	BFF63A3G	6	
A3	690	63	Green	Back-Back	A239108F	BBB63A3G	6	
A3	690	63	Green	Front-Back	B239109F	BFB63A3G	6	
A3	690	63	White	Front-Front	W239104F	BFF63A3W	6	BNEUTRALA3
A3	690	63	White	Back-Back	X239105F	BBB63A3W	6	
A3	690	63	White	Front-Back	Y239106F	BFB63A3W	6	
A3	690	63	-	-	H239138J	BNEUTRALA3	10	-
A4	690	125	Black	Front-Front	H230145A	BFF125A4	1	BTS42Vxxx BTC42Vxxx BTC69Vxxx
A4	690	125	Black	Back-Back	C239110A	BBB125A4	1	
A4	690	125	Black	Front-Back	J230146A	BFB125A4	1	
A4	690	125	Green	Front-Front	K239117A	BFF125A4G	1	
A4	690	125	Green	Back-Back	L239118A	BBB125A4G	1	
A4	690	125	Green	Front-Back	M239119A	BFB125A4G	1	
A4	690	125	White	Front-Front	D239111A	BFF125A4W	1	BNEUTRALA4
A4	690	125	White	Back-Back	E239112A	BBB125A4W	1	
A4	690	125	White	Front-Back	F239113A	BFB125A4W	1	
A4	690	125	-	-	J239139J	BNEUTRALA4	10	-

SURGE-TRAP® RANGE OVERVIEW

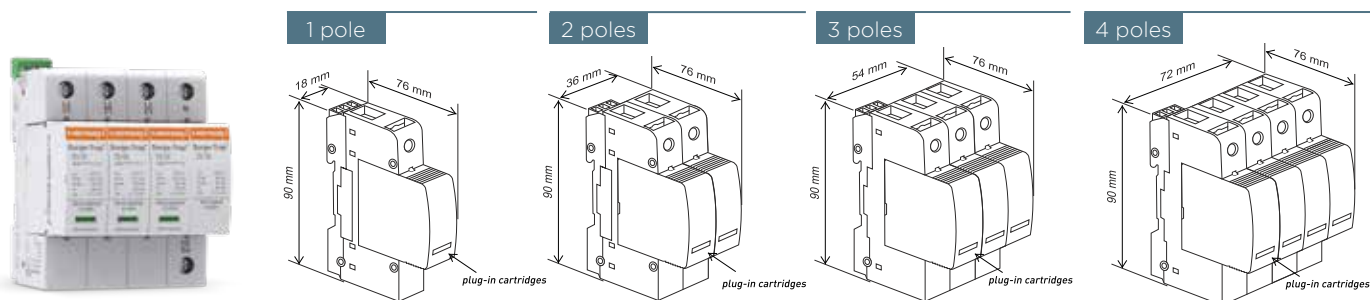
		LOCATION	TYPE ACCORDING TO IEC/EN 61643-11	Iimp (10/350 µs)	I _{max} (8/20 µs)	I _n (8/20 µs)	Uoc (1,2/50 µs)
STP T12		Direct lightning impact exposure. AC	Type 1 + 2	12,5 kA 25 kA	50 kA 100 kA	20 kA 25 kA	-
STP T2		Second step of protection, induced overvoltages.	Type 2	-	40 kA	20 kA	-
STP EV		Final stage (close to the EV charger)	Type 1 + 2 + 3 Type 2 + 3	12,5 kA -	65 kA 50 kA	20 kA 20 kA	20 kV 20 kV
STP T23		Final stage of protection (fine)	Type 2 + 3	-	20 kA	10 kA	10 kV
STM T23 SLIM		Final stage of protection (compact)	Type 2 + 3	-	20 kA 6 kA	10 kA 3 kA	10 kV 6 kV
STE T23 EMI		Final stage of protection (EMI filter incl.)	Type 2 + 3	-	20 kA	10 kA	6 kV
STP T12 PV		DC protection of highly exposed Photovoltaic systems, ESS. Incl. several MPPTs	Type 1 + 2	5 kA	40 kA	20 kA 15 kA	-
STP T2 PV		Standard DC protection for Photovoltaic, ESS. Incl. several MPPTs	Type 2	-	40 kA	20 kA 15 kA	-
STS 485		For RS485 lines in PV applications, etc.	Type D1 & C2	2,5 kA	10 kA	5 kA	-

SUPPLY VOLTAGE UN (L-N/L-L)	NETWORK CONFIGURATION	FORMAT	STANDARDS	SPECIAL FEATURES	PAGES
60 V 120/208 V 230/400 V 277/480 V 400/690 V	TNS, TNC, TT, IT	DIN-rail mountable, Pluggable format	IEC/EN 61643	ELV= Extra Low Voltage models available. Multi-sparkgap Reversible & coded cartridges	74
48 V, 60 V 120/208 V 230/400 V 277/480 V 400/690 V + above	TNS, TNC, TT, IT	DIN-rail mountable, Pluggable format	IEC/EN 61643 UL 1449	ELV= Extra Low Voltage models available. Multi-sparkgap Reversible & coded cartridges	76
230 V 400 V	TT	DIN-rail mountable, Pluggable format	IEC/EN 61643	Ideal for EV applications	77
120/208 V 230/400 V 277/480 V 400 V	TNS, TNC, TT, IT	DIN-rail mountable, Pluggable format	IEC/EN 61643	PLC: Power Line Communication friendly solutions (LCF). Reversible & coded cartridge	78
120/208 V 230/400 V 277/480 V 400 V	Single phase TT, TNS	DIN-rail mountable, Monobloc format	IEC/EN 61643	Ideal for limited spaces (1 module).	79
120 V, 230 V	Single phase TT, TNS	DIN-rail mountable, Monobloc format	IEC/EN 61643	Filter attenuation up to 82dB (common mode) vs electromagnetic disturbances. Rated current load up to 20A	79
1060 VDC 1500 VDC	PV (DC side)	DIN-rail mountable, Pluggable format	EN 50539 IEC/EN 61643 UL 1449	Iscpv= 10kA (no back-up fuse needed). Reversible & coded cartridges	80
65 VDC 80 VDC 660 VDC 1060 VDC 1500 VDC	PV (DC side)	DIN-rail mountable, Pluggable format	EN 50539 IEC/EN 61643 UL 1449	Iscpv= 10kA (no back-up fuse needed). SCCR 100kA and 50kA. Reversible & coded cartridges	81
6 V 12 V 24 V 48 V	-	DIN-rail mountable, Monobloc format	IEC/EN 61643 UL 497B	Operational bandwidth (fg) up to 10MHz	82

SURGE-TRAP® TYPE 1+2 SPDS | STP T12 12.5

STP T12 12.5

Dimensions



1 pole

REFERENCE NUMBER	CATALOGUE NUMBER	SYSTEM TYPE	Un [Vac]	Uc [V]	Iimp (10/350) [kA]	Imax (8/20) [kA]	In (8/20) [kA]	Up@In (8/20) [kV]	REMOTE (M)	CARTRIDGE ID.	
										L	N
83120102	STPT12-12K275V-1P	LN (1Ph)	230	275	12.5	50	20	≤1.3		C03	-
83120103	STPT12-12K275V-1PM	LN (1Ph)	230	275	12.5	50	20	≤1.3	√	C03	-
83120108	STPT12-25K-N	N-PE (N)	Neutral	255	25	50	25	≤1.5		-	C06
83120110	STPT12-50K-N	N-PE (N)	Neutral	255	50	50	50	≤1.5		-	C07

2 poles

REFERENCE NUMBER	CATALOGUE NUMBER	SYSTEM TYPE	Un [Vac]	Uc [V]	Iimp (10/350) [kA]	Imax (8/20) [kA]	In (8/20) [kA]	Up@In (8/20) [kV]	REMOTE (M)	CARTRIDGE ID.	
										L	N
83120114	STPT12-12K275V-2PG	TT (1Ph+N)	230/-	275	12.5 (L-N) 25 (N-PE)	50	20	≤1.3 (L-N) ≤1.5 (N-PE)		C03	C06
83120115	STPT12-12K275V-2PGM	TT (1Ph+N)	230/-	275	12.5 (L-N) 25 (N-PE)	50	20	≤1.3 (L-N) ≤1.5 (N-PE)	√	C03	C06
83120120	STPT12-12K275V-2P	TNS (1Ph+N)	230/-	275	12.5	50	20	≤1.3		C03	
83120121	STPT12-12K275V-2PM	TNS (1Ph+N)	230/-	275	12.5	50	20	≤1.3	√	C03	

ELV Extra Low Voltage, also for use in DC Photovoltaic self-consumption / off-grid applications.

3 poles

REFERENCE NUMBER	CATALOGUE NUMBER	SYSTEM TYPE	Un [Vac]	Uc [V]	Iimp (10/350) [kA]	Imax (8/20) [kA]	In (8/20) [kA]	Up@In (8/20) [kV]	REMOTE (M)	CARTRIDGE ID.	
										L	N
83120130	STPT12-12K275V-3P	TNC (3Ph)	-/400	275	12.5	50	20	≤1.3		C03	-
83120131	STPT12-12K275V-3PM	TNC (3Ph)	-/400	275	12.5	50	20	≤1.3	√	C03	-

4 poles

REFERENCE NUMBER	CATALOGUE NUMBER	SYSTEM TYPE	Un [Vac]	Uc [V]	Iimp (10/350) [kA]	Imax (8/20) [kA]	In (8/20) [kA]	Up@In (8/20) [kV]	REMOTE (M)	CARTRIDGE ID.	
										L	N
83120138	STPT12-12K275V-4PG	TT (3Ph+N)	230/400	275	12.5 (L-N) 50 (N-PE)	50	20	≤1.3 (L-N) ≤1.5 (N-PE)		C03	C07
83120139	STPT12-12K275V-4PGM	TT (3Ph+N)	230/400	275	12.5 (L-N) 50 (N-PE)	50	20	≤1.3 (L-N) ≤1.5 (N-PE)	√	C03	C07
83120144	STPT12-12K275V-4P	TNS (3Ph+N)	230/400	275	12.5	50	20	≤1.3		C03	
83120145	STPT12-12K275V-4PM	TNS (3Ph+N)	230/400	275	12.5	50	20	≤1.3	√	C03	

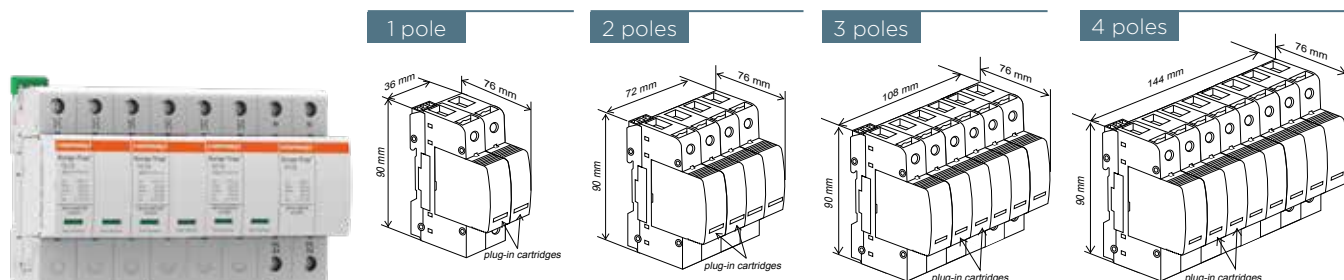
Replacement cartridges

REFERENCE NUMBER	CATALOGUE NUMBER	NETWORK	Un [Vac]	Uc [V]	Iimp (10/350) [kA]	Imax (8/20) [kA]	In (8/20) [kA]	Up@In (8/20) [kV]	CARTRIDGE ID.
83120002	SP12-12K275V	L-N (1Ph)	230	275	12.5	50	20	≤1.3	C03
83120005	SP12-25K-N	N-PE (N)	Neutral	255	25	50	25	≤1.5	C06
83120006	SP12-50K-N	N-PE (N)	Neutral	255	50	50	50	≤1.5	C07

SURGE-TRAP® TYPE 1+2 SPDS | STP T12 25

STP T12 25

Dimensions



1 pole

REFERENCE NUMBER	CATALOGUE NUMBER	SYSTEM TYPE	Un [Vac]	Uc [V]	Iimp (10/350) [kA]	Imax (8/20) [kA]	In (8/20) [kA]	Up [kV]	REMOTE (M)	CARTRIDGE ID.	
										L	N
83120152	STPT12-25K275V-1P	L-N (1Ph)	230	275	25	100	25	≤ 1,5		C65	
83120153	STPT12-25K275V-1PM	L-N (1Ph)	230	275	25	100	25	≤ 1,5	√	C65	
83120166	STPT12-100K-N	N-PE (N)	Neutral	255	100	100	50	≤ 1,5			C66

2 poles

REFERENCE NUMBER	CATALOGUE NUMBER	SYSTEM TYPE	Un [Vac]	Uc [V]	Iimp (10/350) [kA]	Imax (8/20) [kA]	In (8/20) [kA]	Up [kV]	REMOTE (M)	CARTRIDGE ID.	
										L	N
83120156	STPT12-25K275V-2P	TNS (1Ph+N)	230 / -	275	25	100	25	≤ 1,5		C65	
83120157	STPT12-25K275V-2PM	TNS (1Ph+N)	230 / -	275	25	100	25	≤ 1,5	√	C65	
83120154	STPT12-25K275V-2PG	TT (1Ph+N)	230 / -	275	25	100	25	≤ 1,5		C65	C67
83120155	STPT12-25K275V-2PGM	TT (1Ph+N)	230 / -	275	25	100	25	≤ 1,5	√	C65	C67

3 poles

REFERENCE NUMBER	CATALOGUE NUMBER	SYSTEM TYPE	Un [Vac]	Uc [V]	Iimp (10/350) [kA]	Imax (8/20) [kA]	In (8/20) [kA]	Up [kV]	REMOTE (M)	CARTRIDGE ID.	
										L	N
83120158	STPT12-25K275V-3P	TNC (3Ph)	- / 400	275	25	100	25	≤ 1,5		C65	
83120159	STPT12-25K275V-3PM	TNC (3Ph)	- / 400	275	25	100	25	≤ 1,5	√	C65	

4 poles

REFERENCE NUMBER	CATALOGUE NUMBER	SYSTEM TYPE	Un [Vac]	Uc [V]	Iimp (10/350) [kA]	Imax (8/20) [kA]	In (8/20) [kA]	Up [kV]	REMOTE (M)	CARTRIDGE ID.	
										L	N
83120160	STPT12-25K275V-4P	TNS (3Ph+N)	230 / 400	275	25	100	25	≤ 1,5		C65	
83120161	STPT12-25K275V-4PM	TNS (3Ph+N)	230 / 400	275	25	100	25	≤ 1,5	√	C65	
83120150	STPT12-25K275V-4PG	TT (3Ph+N)	230 / 400	275	25	100	25	≤ 1,5		C65	C66
83120151	STPT12-25K275V-4PGM	TT (3Ph+N)	230 / 400	275	25	100	25	≤ 1,5	√	C65	C66

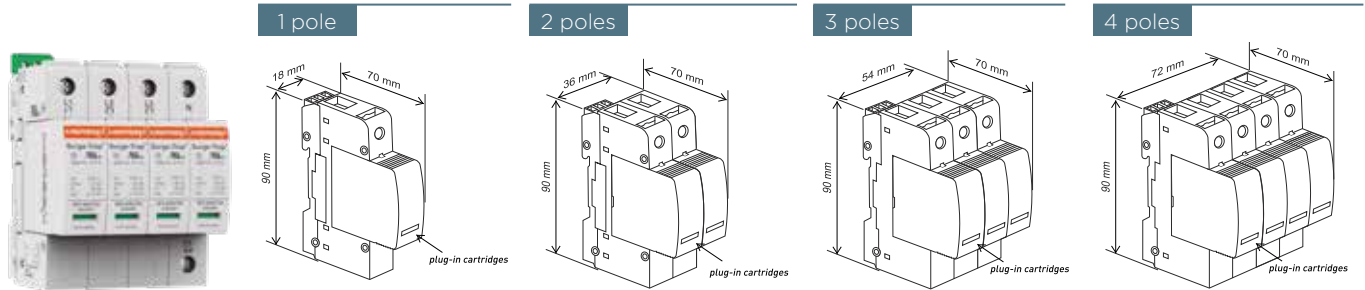
Replacement cartridges

REFERENCE NUMBER	CATALOGUE NUMBER	NETWORK	Un [Vac]	Uc [V]	Iimp (10/350) [kA]	Imax (8/20) [kA]	In (8/20) [kA]	Up [kV]	CARTRIDGE ID.
83120007	SP12-25K275V	L-N (1Ph)	230	275	25	100	25	≤ 1,5	C65
83120009	SP12-50K-2PN	N-PE (N)	Neutral	255	50	100	25	≤ 1,5	C66
83120008	SP12-100K-N	N-PE (N)	Neutral	255	100	100	50	≤ 1,5	C67

SURGE-TRAP® TYPE 2 SPDS | STP T2 40

STP T2 40

Dimensions



1 pole

REFERENCE NUMBER	CATALOGUE NUMBER	SYSTEM TYPE	Un [VAC]	Uc [V]	Imax (8/20) [kA]	In (8/20) [kA]	Up@In (8/20) [kV]	REMOTE (M)	CARTRIDGE ID.	
									L	N
83020106	STPT2-40K275V-1P	L-N (1Ph)	230	275	40	20	≤1.3		C23	-
83020107	STPT2-40K275V-1PM	L-N (1Ph)	230	275	40	20	≤1.3	√	C23	-
83020112	STPT2-40K-N	N-PE (N)	Neutral	265	40	20	≤1.5		-	C27

2 poles

REFERENCE NUMBER	CATALOGUE NUMBER	SYSTEM TYPE	Un [VAC]	Uc [V]	Imax (8/20) [kA]	In (8/20) [kA]	Up@In (8/20) [kV]	REMOTE (M)	CARTRIDGE ID.	
									L	N
83020116	STPT2-40K275V-2PG	TT (1Ph+N)	230/-	275	40	20	≤1.3 (L-N) ≤1.5 (N-PE)		C23	C27
83020117	STPT2-40K275V-2PGM	TT (1Ph+N)	230/-	275	40	20	≤1.3 (L-N) ≤1.5 (N-PE)	√	C23	C27
83020122	STPT2-40K275V-2P	TNS (1Ph+N)	230/-	275	40	20	≤1.3		C23	
83020123	STPT2-40K275V-2PM	TNS (1Ph+N)	230/-	275	40	20	≤1.3	√	C23	

ELV Extra Low Voltage, also for use in DC Photovoltaic self-consumption / off-grid applications.

3 poles

REFERENCE NUMBER	CATALOGUE NUMBER	SYSTEM TYPE	Un [VAC]	Uc [V]	Imax (8/20) [kA]	In (8/20) [kA]	Up@In (8/20) [kV]	REMOTE (M)	CARTRIDGE ID.	
									L	N
83020134	STPT2-40K275V-3P	TNC (3Ph)	-/400	275	40	20	≤1.3		C23	-
83020135	STPT2-40K275V-3PM	TNC (3Ph)	-/400	275	40	20	≤1.3	√	C23	-

4 poles

REFERENCE NUMBER	CATALOGUE NUMBER	SYSTEM TYPE	Un [VAC]	Uc [V]	Imax (8/20) [kA]	In (8/20) [kA]	Up@In (8/20) [kV]	REMOTE (M)	CARTRIDGE ID.	
									L	N
83020146	STPT2-40K275V-4PG	TT (3Ph+N)	230/400	275	40	20	≤1.3 (L-N) ≤1.5 (N-PE)		C23	C27
83020147	STPT2-40K275V-4PGM	TT (3Ph+N)	230/400	275	40	20	≤1.3 (L-N) ≤1.5 (N-PE)	√	C23	C27
83020152	STPT2-40K275V-4P	TNS (3Ph+N)	230/400	275	40	20	≤1.3		C23	
83020153	STPT2-40K275V-4PM	TNS (3Ph+N)	230/400	275	40	20	≤1.3	√	C23	

Replacement cartridges

REFERENCE NUMBER	CATALOGUE NUMBER	NETWORK	Un [VAC]	Uc [V]	Imax (8/20) [kA]	In (8/20) [kA]	Up@In (8/20) [kV]	CARTRIDGE ID.
83020002	SP2-40K275V	L-N (1Ph)	230	275	40	20	≤1.3	C23
83020000	SP2-40K-N	N-PE (N)	Neutral	265	40	20	≤1.5	C27

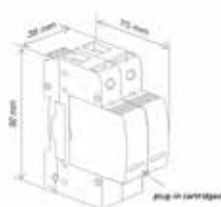
SURGE-TRAP® EV SPDS

STP EV

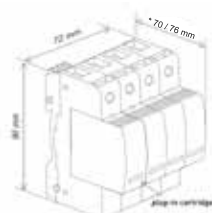
Dimensions



2 poles



4 poles



* T123 (76mm) / T23 (70mm)

STP EV T123

4 poles

REFERENCE NUMBER	CATALOGUE NUMBER	SYSTEM TYPE	Un [Vac]	Uc [V]	Iimp (10/350) [kA]	Imax (8/20) [kA]	In (8/20) [kA]	Uoc [kV]	Up@In (8/20) [kV]	REMOTE (M)	CARTRIDGE ID.	
											L	N
83120263	STPT123-12K275V-4PG-EV	TT (3Ph+N)	230/400	255/275	12,5	65	20	20	≤1.3 (L-N) ≤1.5 (N-PE)		C10	C12
83120264	STPT123-12K275V-4PG-EV-M	TT (3Ph+N)	230/400	255/275	12,5	65	20	20	≤1.3 (L-N) ≤1.5 (N-PE)	√	C10	C12

Replacement cartridges

REFERENCE NUMBER	CATALOGUE NUMBER	SYSTEM TYPE	Un [Vac]	Uc [V]	Iimp (10/350) [kA]	Imax (8/20) [kA]	In (8/20) [kA]	Uoc [kV]	Up@In (8/20) [kV]	CARTRIDGE ID
83120030	SP123-12K275V-EV	LN (1Ph)	230	275	12,5	65	20	20	≤1.3	C10
83120031	SP123-50K-N-EV	N-PE (N)	Neutral	255	50	65	50	20	≤1.5	C12

STP EV T23

2 poles

REFERENCE NUMBER	CATALOGUE NUMBER	SYSTEM TYPE	Un [Vac]	Uc [V]	Imax (8/20) [kA]	In (8/20) [kA]	Uoc [kV]	Up@In (8/20) [kV]	REMOTE (M)	CARTRIDGE ID.	
										L	N
83020242	STPT23-40K275V-2PG-EV	TT (1Ph+N)	230/-	275	50	20	20	≤1.3 (L-N) ≤1.5 (N-PE)		C75	C76
83020243	STPT23-40K275V-2PG-EV-M	TT (1Ph+N)	230/-	275	50	20	20	≤1.3 (L-N) ≤1.5 (N-PE)	√	C75	C76

4 poles

REFERENCE NUMBER	CATALOGUE NUMBER	SYSTEM TYPE	Un [Vac]	Uc [V]	Imax (8/20) [kA]	In (8/20) [kA]	Uoc [kV]	Up@In (8/20) [kV]	REMOTE (M)	CARTRIDGE ID.	
										L	N
83020209	STPT23-40K275V-4PG-EV	TT (3Ph+N)	230/400	275	50	20	20	≤1.3 (L-N) ≤1.5 (N-PE)		C75	C76
83020210	STPT23-40K275V-4PG-EV-M	TT (3Ph+N)	230/400	275	50	20	20	≤1.3 (L-N) ≤1.5 (N-PE)	√	C75	C76

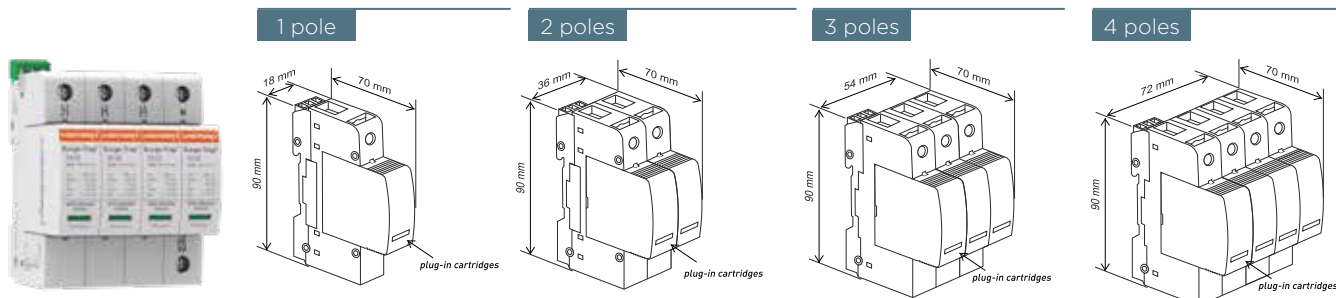
Replacement cartridges

REFERENCE NUMBER	CATALOGUE NUMBER	SYSTEM TYPE	Un [Vac]	Uc [V]	Imax (8/20) [kA]	In (8/20) [kA]	Uoc [kV]	Up@In (8/20) [kV]	CARTRIDGE ID
83020024	SP23-40K275V-EV	LN (1Ph)	230	275	50	20	20	≤1.3	C75
83020025	SP23-40K-N-EV	N-PE (N)	Neutral	265	50	50	20	≤1.5	C76

SURGE-TRAP® TYPE 2+3 SPDS | STP T23 20

STP T23

Dimensions



1 pole

REFERENCE NUMBER	CATALOGUE NUMBER	SYSTEM TYPE	Un [Vac]	Uc [V]	Imax (8/20) [kA]	In (8/20) [kA]	Uoc [kV]	Up@In (8/20) [kV]	REMOTE (M)	CARTRIDGE ID.	
										L	N
83230102	STPT23-20K320V-1P	L-N (1Ph)	230; 277	320	20	10	10	≤1.4		C62	-
83230103	STPT23-20K320V-1PM	L-N (1Ph)	230; 277	320	20	10	10	≤1.4	√	C62	-

2 poles

REFERENCE NUMBER	CATALOGUE NUMBER	SYSTEM TYPE	Un [Vac]	Uc [V]	Imax (8/20) [kA]	In (8/20) [kA]	Uoc [kV]	Up@In (8/20) [kV]	REMOTE (M)	CARTRIDGE ID.	
										L	N
83230112	STPT23-20K320V-2PG	TT (1Ph+N)	230/-; 277/-	320	20	10	10	≤1.4 (L-N) ≤1.5 (N-PE)		C62	C64
83230113	STPT23-20K320V-2PGM	TT (1Ph+N)	230/-; 277/-	320	20	10	10	≤1.4 (L-N) ≤1.5 (N-PE)	√	C62	C64
83230116	STPT23-20K320V-2P	TNS (1Ph+N)	230/-; 277/-	320	20	10	10	≤1.4		C62	
83230117	STPT23-20K320V-2PM	TNS (1Ph+N)	230/-; 277/-	320	20	10	10	≤1.4	√	C62	

3 poles

REFERENCE NUMBER	CATALOGUE NUMBER	SYSTEM TYPE	Un [Vac]	Uc [V]	Imax (8/20) [kA]	In (8/20) [kA]	Uoc [kV]	Up@In (8/20) [kV]	REMOTE (M)	CARTRIDGE ID.	
										L	N
83230122	STPT23-20K320V-3P	TNC (3Ph)	-400; -480	320	20	10	10	≤1.4		C62	-
83230123	STPT23-20K320V-3PM	TNC (3Ph)	-400; -480	320	20	10	10	≤1.4	√	C62	-

4 poles

REFERENCE NUMBER	CATALOGUE NUMBER	SYSTEM TYPE	Un [Vac]	Uc [V]	Imax (8/20) [kA]	In (8/20) [kA]	Uoc [kV]	Up@In (8/20) [kV]	REMOTE (M)	CARTRIDGE ID.	
										L	N
83230128	STPT23-20K320V-4PG	TT (3Ph+N)	230/400; 277/480	320	20	10	10	≤1.4 (L-N) ≤1.5 (N-PE)		C62	C64
83230129	STPT23-20K320V-4PGM	TT (3Ph+N)	230/400; 277/480	320	20	10	10	≤1.4 (L-N) ≤1.5 (N-PE)	√	C62	C64
83230132	STPT23-20K320V-4P	TNS (3Ph+N)	230/400; 277/480	320	20	10	10	≤1.4		C62	
83230133	STPT23-20K320V-4PM	TNS (3Ph+N)	230/400; 277/480	320	20	10	10	≤1.4	√	C62	

Replacement cartridges

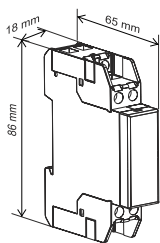
REFERENCE NUMBER	CATALOGUE NUMBER	NETWORK	Un [Vac]	Uc [V]	Imax (8/20) [kA]	In (8/20) [kA]	Uoc [kV]	Up@In (8/20) [kV]	CARTRIDGE ID.
83230002	SP23-20K320V	L-N (1Ph)	230; 277	320	20	10	10	≤1.4	C62

SURGE-TRAP® TYPE 2+3 SPDS | SLIM | EMI

STM T23 SLIM

Dimensions

2 poles



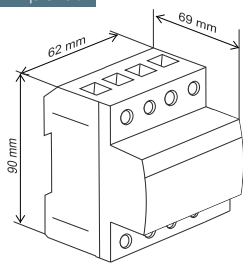
2 poles

REFERENCE NUMBER	CATALOGUE NUMBER	SYSTEM TYPE	Un [Vac]	Uc [V]	I _{max} (8/20) [kA]	In (8/20) [kA]	Uoc [kV]	Up@In (8/20) [kV]	REMOTE (M)
83230500	STMT23-6K20V-SP-S	TT/TNS (1Ph+N)	12	20	6	3	6	≤0.22 (L1-L2) 0.7 (L1/L2-PE)	
83230501	STMT23-6K20V-SP-SM	TT/TNS (1Ph+N)	12	20	6	3	6	≤0.22 (L1-L2) 0.7 (L1/L2-PE)	√
83230504	STMT23-6K30V-SP-S	TT/TNS (1Ph+N)	24	30	6	3	6	≤0.22 (L1-L2) 0.7 (L1/L2-PE)	
83230505	STMT23-6K30V-SP-SM	TT/TNS (1Ph+N)	24	30	6	3	6	≤0.22 (L1-L2) 0.7 (L1/L2-PE)	√
83230506	STMT23-6K60V-SP-S	TT/TNS (1Ph+N)	48	60	6	3	6	≤0.33 (L1-L2) 0.7 (L1/L2-PE)	
83230507	STMT23-6K60V-SP-SM	TT/TNS (1Ph+N)	48	60	6	3	6	≤0.33 (L1-L2) 0.7 (L1/L2-PE)	√
83230508	STMT23-6K75V-SP-S	TT/TNS (1Ph+N)	60	75	6	3	6	≤0.5 (L1-L2) 0.9 (L1/L2-PE)	
83230509	STMT23-6K75V-SP-SM	TT/TNS (1Ph+N)	60	75	6	3	6	≤0.5 (L1-L2) 0.9 (L1/L2-PE)	√
83230502	STMT23-6K150V-SP-S	TT/TNS (1Ph+N)	120	150	6	3	6	≤0.7 (L1-L2) 0.9 (L1/L2-PE)	
83230503	STMT23-6K150V-SP-SM	TT/TNS (1Ph+N)	120	150	6	3	6	≤0.7 (L1-L2) 0.9 (L1/L2-PE)	√
83230510	STMT23-20K275V-SP-S	TT/TNS (1Ph+N)	230	275	20	10	10	≤1.4 (L1-L2) 1.4 (L1/L2-PE)	
83230511	STMT23-20K275V-SP-SM	TT/TNS (1Ph+N)	230	275	20	10	10	≤1.4 (L1-L2) 1.4 (L1/L2-PE)	√

STE T23 EMI

Dimensions

2 poles



2 poles

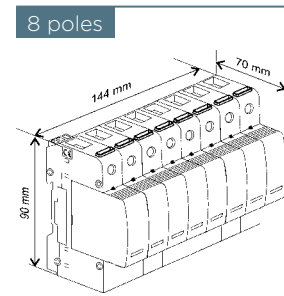
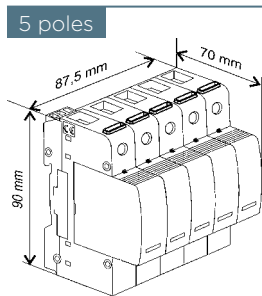
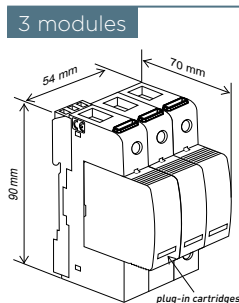
REFERENCE NUMBER	CATALOGUE NUMBER	SYSTEM TYPE	Un [Vac]	Uc [V]	I _{max} (8/20) [kA]	In (8/20) [kA]	Uoc [kV]	Up@In [kV]	IL [A]	REMOTE (M)
83230403	STET23-20K275V-SPM	TT/TNS (1Ph+N)	230	275	20	10	6	≤1.2	20	√

SURGE-TRAP® DC TYPE 1+2 YPV PHOTOVOLTAIC SPD

STP T12 PV



Dimensions



3 poles

REFERENCE NUMBER	CATALOG NUMBER	SYSTEM TYPE	U _{cpv} [VDC]	I _{scpv} [kA]	I _{imp} (10/350) [kA]	I _{max} (8/20) [kA]	I _n (8/20) [kA]	U _{p@I_n} (8/20) [kV]	REMOTE (M)	CARTRIDGE ID. L
83120167	STPT12-5K1000V-YPV	"Y" PV	1060	10	5	40	20	≤ 4		C43
83120168	STPT12-5K1000V-YPVM	"Y" PV	1060	10	5	40	20	≤ 4	√	C43
83120193	STPT12-5K1500V-YPV	"Y" PV	1500	10	5	40	15	≤ 5		C44
83120194	STPT12-5K1500V-YPVM	"Y" PV	1500	10	5	40	15	≤ 5	√	C44

5 poles

REFERENCE NUMBER	CATALOG NUMBER	SYSTEM TYPE	U _{cpv} [VDC]	I _{scpv} [kA]	I _{imp} (10/350) [kA]	I _{max} (8/20) [kA]	I _n (8/20) [kA]	U _{p@I_n} (8/20) [kV]	REMOTE (M)	CARTRIDGE ID. L
83120192	STPT12-5K1000V-5YPVM	3+, 1-, 1PE	1060	10	5	40	20	≤ 4	√	C43

8 poles

REFERENCE NUMBER	CATALOG NUMBER	SYSTEM TYPE	U _{cpv} [VDC]	I _{scpv} [kA]	I _{imp} (10/350) [kA]	I _{max} (8/20) [kA]	I _n (8/20) [kA]	U _{p@I_n} (8/20) [kV]	REMOTE (M)	CARTRIDGE ID. L
83120190	STPT12-5K1000V-8YPVM	6+, 1-, 1PE	1060	10	5	40	20	≤ 4	√	C43

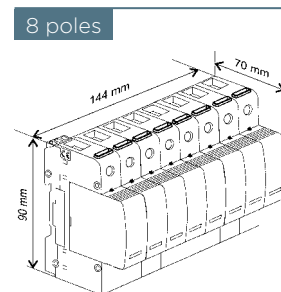
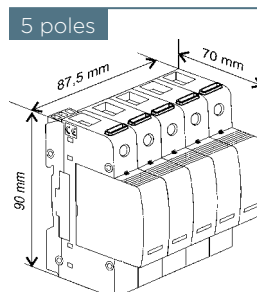
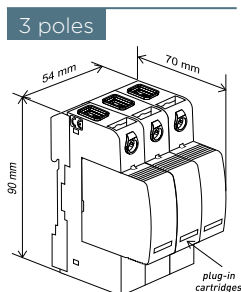
Replacement cartridges

REFERENCE NUMBER	CATALOG NUMBER	NETWORK	U _{cpv} [VDC]	I _{imp} (10/350) [kA]	I _{max} (8/20) [kA]	I _n (8/20) @UP [kA]	U _{p@I_n} (8/20) [kV]	CARTRIDGE ID.
83120011	SP12-5K1000V-PV	PV	530	5	40	20	≤ 2	C43

SURGE-TRAP® DC TYPE 2 YPV PHOTOVOLTAIC SPD

STP T2 PV

Dimensions



3 poles

REFERENCE NUMBER	CATALOG NUMBER	SYSTEM TYPE	U _{cpv} [VDC]	I _{scpv} [kA]	I _{max} (8/20) [kA]	I _n (8/20) [kA]	U _{p@I_n} (8/20) [kV]	REMOTE (M)	CARTRIDGE ID. L
83020138	STPT2-40K600V-YPV	"Y" PV	660	10	40	20	≤2.6		C40
83020139	STPT2-40K600V-YPVM	"Y" PV	660	10	40	20	≤2.6	√	C40
83020140	STPT2-40K1000V-YPV	"Y" PV	1060	10	40	20	≤4		C41
83020141	STPT2-40K1000V-YPVM	"Y" PV	1060	10	40	20	≤4	√	C41
83020158	STPT2-40K1500V-YPV	"Y" PV	1500	10	40	15	≤5		C42
83020159	STPT2-40K1500V-YPVM	"Y" PV	1500	10	40	15	≤5	√	C42

5 poles

REFERENCE NUMBER	CATALOG NUMBER	SYSTEM TYPE	U _{cpv} [VDC]	I _{scpv} [A]	I _{max} (8/20) [kA]	I _n (8/20) [kA]	U _{p@I_n} (8/20) [kV]	REMOTE (M)	CARTRIDGE ID. L
83020188	STPT2-40K1000V-5YPVM	3+, 1-, 1PE	1060	10	40	20	4	√	C02

8 poles

REFERENCE NUMBER	CATALOG NUMBER	SYSTEM TYPE	U _{cpv} [VDC]	I _{scpv} [A]	I _{max} (8/20) [kA]	I _n (8/20) [kA]	U _{p@I_n} (8/20) [kV]	REMOTE (M)	CARTRIDGE ID. L
83020204	STPT2-40K1000V-8YPVM	6+, 1-, 1PE	1060	10	40	20	4	√	C02

Replacement cartridges

REFERENCE NUMBER	CATALOG NUMBER	NETWORK	U _{cpv} [VDC]	I _{max} (8/20) [kA]	I _n (8/20) [kA]	U _{p@I_n} (8/20) [kV]	CARTRIDGE ID.
83020005	SP2-40K600V-PV	PV	330	40	20	≤1.3	C40
83020006	SP2-40K1000V-PV	PV	530	40	20	≤2	C41
83020010	SP2-40K1500V-PV	PV	750	40	10	≤2,5	C42

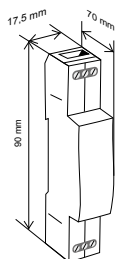
SURGE-TRAP® SIGNAL LINE PHOTOVOLTAIC SPD

STS 485

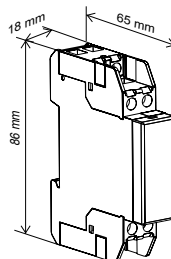
Dimensions



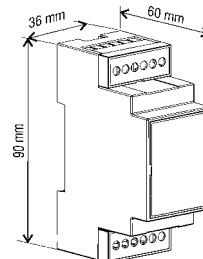
1 pole (2w)



1 pole (3w)



2 poles (4w)



1 pole

REFERENCE NUMBER	CATALOG NUMBER	Un [V]	D1 (10/350) [kA]	I _{max} (8/20)	C2 (8/20) [kA]	UP@In (8/20) [V]	f _g [MHz]	PROTECTED WIRES	EOL INDICATION
83040111	STS485-7V-2W	6	2,5	10	5	10	1	2	
83040112	STS485-16V-2W	12	2,5	10	5	20	1,2	2	
83040113	STS485-27V-2W	24	2,5	10	5	40	4	2	
83040114	STS485-56V-2W	48	2,5	10	5	70	5	2	
83040110	STS485-15V-3WI	12	2,5	10	5	45	10	2+GND	√

2 poles

REFERENCE NUMBER	CATALOG NUMBER	Un [V]	D1 (10/350) [kA]	I _{max} (8/20)	C2 (8/20) [kA]	UP@In (8/20) [V]	f _g [MHz]	PROTECTED WIRES	EOL INDICATION
83040120	STS485-5V-4WG	5	2,5	10	10	30	60	4+GND	

IEC SWITCH DISCONNECTORS

IEC Switch Disconnectors – Front Operated



M163



M163DM



M633



M633DM



M100U3 - M125E3

Switch Body

AMPERE RATING (A)	16	25	40	63	80	100	125
CAT. NUMBER BASE	M163	M253	M403	M633	M803	M100U3	M125E3
DOOR-MOUNTED VERSION	M163DM	M253DM	M403DM	M633DM	M803DM	M100U3DM	

Handles and Shafts



HD40

HSBX

HB65

SA105

SPA130

DIRECT FRONT OPERATION LOCKING HANDLE							
	HD40	HD40	HD40	HD125	HD125	HD125	HD125

EXTERNAL FRONT OPERATION							
Selector Style IP65, NEMA 1, 3R, 12	HSBX	HSBX	HSBX	HSBX	HSBX	HSBX	HSBX
Shaft Lengths: 85, 130, 180, 250 Ex. SA130	SA_	SA_	SA_	SA_	SA_	SA_	SA_
Door mounted version (no shaft required)	HSBPDM	HSBPDM	HSBPDM	HSBWDM	HSBWDM	HSBWDM	HSBWDM
Pistol Style IP65, NEMA 1, 3R, 12	HB45	HB45	HB45	HB45	HB45	HB45	HB45
Shaft Lengths: 210, 290 Ex. SPA210	SPA_	SPA_	SPA_	SPA_	SPA_	SPA_	SPA_

B=Black. Substitute 'R' for 'B' if a red handle is desired. Ex. HR65

Accessories



4P40

4P80

0A1G10

0A1G01

0A2G11

FOURTH POLES							
Limited to one additional pole per switch	4P40	4P40	4P40	4P80	4P80	4P125	4P125

NEUTRAL POLES							
Limited to one additional pole per switch	NP40	NP40	NP40	NP80	NP80	NP125	NP125

TERMINAL SHROUDS							
3-pole, 1 terminal shroud for 3 poles	TS40-3	TS40-3	TS40-3	TS63-3	TS63-3	TS125-3	TS125-3
1 to 4-poles, 1 terminal shroud per pole	TS40-1	TS40-1	TS40-1	TS63-1	TS63-1	TS125-1	TS125-1

AUXILIARY CONTACTS							
NC left or right side mounting	0A1G01	0A1G01	0A1G01	0A1G01	0A1G01	0A1G01	0A1G01
NO left or right side mounting	0A1G10	0A1G10	0A1G10	0A1G10	0A1G10	0A1G10	0A1G10
NO+NC (Mounting on either side)	0A2G11	0A2G11	0A2G11	0A2G11	0A2G11	0A2G11	0A2G11

IEC SWITCH DISCONNECTORS

IEC Front and Side Operated



M200E30S



M630E03

Switch Body

Handles and Shafts




HD250



HB65

Accessories



4P40


4P80

4P125



4P250

TS250-1



OA1G10

OA1G01

OEA28

AMPERE RATING (A)	200	250	315	400	630	800
CAT. NUMBER BASE	M200E	M250E	M315E	M400E	M630E	M800E
3 poles	03, 30S	03, 30S	03, 30S	03, 30S	03, 30S	03, 30S

DIRECT FRONT OPERATION LOCKING HANDLE						
	HD250	HD250	HD400	HD400	HD800	HD800

EXTERNAL FRONT OPERATION						
Pistol Style NEMA 1, 3R, 12	HB65/HB80	HB65/HB80	HB125	HB125	HB125	HB125
Pistol Type, right side operation	HB65S	HB65S	HB145S	HB145S	HB145S	HB145S
Shaft Lengths: 210, 290, 360, 430 Ex. SPA210 Shaft Lengths: 280, 325, 395 Ex. SFB325	SPA_	SPA_	SFB_	SFB_	SFB_	SFB_

B = Black. Substitute "R" for "B" if red handle is desired. Ex. HR80.

FOURTH POLES						
	4P250	4P250	4P400	4P400	4P800	4P800

NEUTRAL POLES						
	NP250	NP250	NP400	NP400	NP800	NP800

TERMINAL SHROUDS						
Kit for 3 poles	TS250-13	TS250-13	TS400-13	TS400-13	TS800-13	TS800-13
Kit for 4 poles	TS250-14	TS250-14	TS400-14	TS400-14	TS800-14	TS800-14

Shorter terminal shrouds versions are also available if desired. Ex. TS250S-13 for switches up to 250A

AUXILIARY CONTACTS						
Normally Open	OA1G10	OA1G10	OA1G10	OA1G10	OA1G10	OA1G10
Normally Closed	OA3G01	OA3G01	OA3G01	OA3G01	OA3G01	OA3G01
Module for SF aux. contacts	OEA28	OEA28	OEA28	OEA28	OEA28	OEA28

IEC SWITCH DISCONNECTORS

IEC Non-Fused switches, front-operated

CAT. NUMBER	DESCRIPTION	REF. NUMBER
M163	IEC UL508 Switch 16A 3p	A1043188
M253	IEC UL508 Switch 25A 3p	B1043189
M403	IEC UL508 Switch 40A 3p	C1043190
M633	IEC UL508 Switch 63A 3p	D1043191
M803	IEC UL508 Switch 80A 3p	E1043192
M100U3	IEC UL98 Switch 100A 3p	F1043193
M125E3	IEC Switch 125A 3p	G1043194
M163DM	IEC UL508 Switch 16A 3p DM	E1043169
M253DM	IEC UL508 Switch 25A 3p DM	F1043170
M403DM	IEC UL508 Switch 40A 3p DM	K1043174
M633DM	IEC UL508 Switch 63A 3p DM	M1043176
M803DM	IEC UL508 Switch 80A 3p DM	N1043177
M100U3DM	IEC UL98 Switch 100A 3p DM	P1043178
M200E03	IEC Switch 200A 3p 0+3 pos.	H1043195
M250E03	IEC Switch 250A 3p 0+3 pos.	K1043197
M315E03	IEC Switch 315A 3p 0+3 pos.	M1043199
M400E03	IEC Switch 400A 3p 0+3 pos.	P1043201
M630E03	IEC Switch 630A 3p 0+3 pos.	R1043203
M800E03	IEC Switch 800A 3p 0+3 pos.	T1043205

IEC Non-Fused switches, side-operated

CAT. NUMBER	DESCRIPTION	REF. NUMBER
M200E30S	IEC Switch 200A 3p R side op.	J1043196
M250E30S	IEC Switch 250A 3p R side op.	L1043198
M315E30S	IEC Switch 315A 3p R side op.	N1043200
M400E30S	IEC Switch 400A 3p R side op.	Q1043202
M630E30S	IEC Switch 630A 3p R side op.	S1043204
M800E30S	IEC Switch 800A 3p R side op.	V1043206

Handles

CAT. NUMBER	DESCRIPTION	REF. NUMBER
HD40	Handle direct Switch 40A	L1043405
HSBX	Handle selector black	M1043406
HSRX	Handle selector red	N1043407
HB45	Handle black45mm IP65 NEMA 3R	L1043911
HR45	Handle red 45mm IP65 NEMA 3R	Q1043915
HD125	Handle direct Switch 125A	K1043404
HD250	Handle direct Switch 250A	W1043391
HD400	Handle direct Switch 400A	X1043392
HD800	Handle direct Switch 800A	Y1043393
HB65	Handle black65mm IP65 NEMA 3R	W1043368
HB65S	Handle black 65mm Right Side	A1044361
HB80	Handle black 80mm IP65 NEMA 3R	Y1043370
HB95	Handle black 95mm IP65 NEMA 3R	N1043913
HB125	Handle black125mm IP65 NEMA 3R	A1043372
HB145	Handle black145mm IP65 NEMA 3R	C1043374
HB145S	Handle black 145mm Right Side	B1044362
HB274	Handle black274mm IP65 NEMA 3R	D1043398
HB330	Handle black330mm IP65 NEMA 3R	E1043399
HR65	Handle red 65mm IP65 NEMA 3R	G1043378
HR80	Handle red 80mm IP65 NEMA 3R	F1043400
HR95	Handle red 95mm IP65 NEMA 3R	S1043917
HR125	Handle red 125mm IP65 NEMA 3R	K1043381
HR145	Handle red 145mm IP65 NEMA 3R	M1043383
HR274	Handle red 274mm IP65 NEMA 3R	G1043401
HR330	Handle red 330mm IP65 NEMA 3R	H1043402
HSBPDM	Handle Select black snap door	X1044358
HSBWDM	Handle Select black screw door	Y1044359
HSRPDM	Handle Select red snap door	E1047792
HSRWDM	Handle Select red screw door	D1047791

IEC SWITCH DISCONNECTORS

Shafts

CAT. NUMBER	DESCRIPTION	REF. NUMBER
SA85	Shaft selector handle 6x6x85mm	J1043426
SA105	Shaft select. handle 6x6x105mm	K1043427
SA120	Shaft select. handle 6x6x120mm	L1043428
SA130	Shaft select. handle 6x6x130mm	M1043429
SA180	Shaft select. handle 6x6x180mm	N1043430
SA250	Shaft pistol handle 6x6x250mm	R1043433
SPA130	Shaft pistol handle 6x6x130mm	V1043919
SPA210	Shaft pistol handle 6x6x210mm	P1043431
SPA290	Shaft pistol handle 6x6x290mm	Q1043432
SPA360	Shaft pistol handle 6x6x360mm	W1043920
SPA430	Shaft pistol handle 6x6x430mm	X1043921
SFB185	Shaft SwitchFuse 12x12x185mm	F1048897
SFB280	Shaft SwitchFuse 12x12x280mm	F1043423
SFB325	Shaft SwitchFuse 12x12x325mm	G1043424
SFB395	Shaft SwitchFuse 12x12x395mm	H1043425

Terminal Shrouds

CAT. NUMBER	DESCRIPTION	REF. NUMBER
TS40-1	Term.shrd 40A switch 1p S	B1043442
TS40-3	Term.shrd 40A switch 3p L	C1043443
TS63-1	Term.shrd 63A switch 1p S	D1043444
TS63-3	Term.shrd 63A switch 3p L	E1043445
TS125-1	Term.shrd 125A switch 1p S	F1043446
TS125-3	Term.shrd 25A switch 3p L	G1043447
TS250-13	Term.shrd 250A switch 1p L /3	P1043454
TS250-14	Term.shrd 250A switch 1p L /4	A1043464
TS400-13	Term.shrd 400A switch 1p L /3	Q1043455
TS400-14	Term.shrd 400A switch 1p L /4	B1043465
TS800-13	Term.shrd 800A switch 1p L /3	R1043456
TS800-14	Term.shrd 800A switch 1p L /4	C1043466
TS250S-13	KIT 3 Term.shrd M250 1p S	P1048905
TS250S-14	KIT 4 Term.shrd M250 1p S	Q1048906
TS400S-13	KIT 3 Term.shrd M400 1p S	R1048907
TS400S-14	KIT 4 Term.shrd M400 1p S	S1048908
TS800S-13	KIT 3 Term.shrd M800 1p S	T1048909
TS800S-14	KIT 4 Term.shrd M800 1p S	V1048910

Other Accessories

CAT. NUMBER	DESCRIPTION	REF. NUMBER
0A1G01	Auxiliary Contact NC Right	N1043476
0A1G10	Auxiliary Contact NO left	P1043477
0A2G11	Aux. Contact NO+NC Switch 125A	Q1043478
4P60	Fourth pole for M60 NF switches	T1043481
4P80	Fourth pole for M80 NF switches	V1043482
4P125	Fourth pole for M125 switches	W1043483
NP40	Neutral pole for M40 NF switches	X1043484
NP80	Neutral pole for M80 NF switches	Y1043485
NP125	Neutral pole for M125 switches	Z1043486
0A1G01	Auxiliary Contact NO Right	N1043476
0A1G10	Auxiliary Contact NC left	P1043477
0A2G11	Aux. Contact NO+NC Switch 125A	Q1043478
0A3G01	Aux.Contact NC Switch160-2500A	R1043479
0A4B1C	Aux.Contact 1+1 SF 40A	K1043473
0SZ4	Mounting plate 0A1G10/0A3G01	L1043474
0EA28	Module for SF aux. contacts	M1043475
4P125	Fourth pole for M125 NF switches	W1043483
4P250	Neutral pole for M250 NF switches	A1043487
4P400	Neutral pole for M400 NF switches	B1043488
4P800	Neutral pole for M800 NF switches	C1043489



MERSEN IS A GLOBAL EXPERT
IN ELECTRICAL SPECIALTIES
& GRAPHITE-BASED MATERIALS

FRANCE

MERSEN France SB S.A.S.
15 rue Jacques de Vaucanson
F-69720 Saint-Bonnet-de-Mure
+33 4 72 22 66 11

GERMANY

MERSEN Deutschland Eggolsheim GmbH
In der Büg 12
D-91330 Eggolsheim
+49 9191 7338 0
vertrieb.eggolsheim@mersen.com

AUSTRIA

MERSEN Österreich Wien GmbH
Simmeringer Hauptstraße 24
A-1110 Wien
+ 43 (0) 1 740 40 220
sales.wien@mersen.com

SPAIN

MERSEN Iberica BCN, SAU
Ramón de Trinchería, 39-41
08980 Sant Feliu de Llobregat, Barcelona
+34936327920

ITALIA

MERSEN Italia
Via dei Missaglia, 97/B2.
20142 Milano
+39 02 826 8131
ep.italia@mersen.com

UK

MERSEN UK
2 Boltby Way, Stockton-on-Tees TS16 ORH
+441642790100
sales.ep.uk@mersen.com

SWEDEN

MERSEN Nordic A.B.
Elektrogatan 10, 8tr Uma Workspace,
SE-171 54 Solna
+468 629 64 00

CZECH REPUBLIC

MERSEN Czech Republic S.R.O.
Pardubická 437
533 04 Sezemice
+42 0 466 931 580
sezemice@mersen.com

RUSSIA

MERSEN Moscow Rep.office
119331, Moscow, prospekt Vernadskogo 29
+7 495 150 06 41

HUNGARY

MERSEN Hungary Kft
Attila utca 31, Budapest 1039
+36-1-240-2000
office.budapest@mersen.com

BENELUX

MERSEN Belgium
Heide, 3
B-1780 Wommel
+32 (0)2 456 80 68
MERSEN The Netherlands
Mercuriusweg 4-6
3113 Ar Schiedam
+31 (0)102 98 30 27
ep.nl@mersen.com

SWITZERLAND

MERSEN Schweiz AG
Galgenfeldweg 18
CH- 3006 Bern
+41 (0)31 337 43 41
Info.schweiz@mersen.com

CHINA

MERSEN Shanghai Co. Ltd.
No. 6-8, Lane 55, Shu Shan Road
Songjiang District, Shanghai
+8621 67602388

INDIA

MERSEN India Pvt Ltd
Plot No.19,4th Cross Road
Bommasandra Industrial Area
Bangalore-560099
+91 6366-379819

