

# Enclosed Disconnect Switches

Mersen enclosed disconnect switches are designed to meet customer's requirements for compact and durable individual disconnecting means. Both fusible and non-fusible versions are available in a variety of enclosure types resulting in one of the largest available ranges in the industry. The enclosed disconnect switch range offers safety, ease of installation, space savings and operational convenience to end-users.

Mersen features NEMA style, Type 4X non-metallic and stainless steel enclosures that are extremely durable and provide the ultimate protection for harsh environments and conditions. These rugged enclosure types are often used in areas where "wash down" applications are required.

## Highlights:

- Suitable for use as motor disconnect
- Meets OSHA lockout/tagout requirements
- NEMA rated enclosures
- Knockouts provided
- Easy screw mounting
- Selector or pistol handles in black or red/yellow
- Clear ON/OFF indication

## Applications:

- Load break switching
- Separate disconnect means within sight of all motor loads to comply with NEC® Article 430
- Circuit isolation
- Service entrance ratings available
- Food processing
- Conveyor systems
- Harsh industrial environments



## Ratings:

### Fusible

**Volts** : 600VAC  
**Amps** : 30 to 800A

### Non-Fusible

**Volts** : 600VAC  
**Amps** : 16 to 1200A

**Volts** : 600VDC  
**Amps** : 100 to 400A

## Approvals:

- UL 508A
- UL 508
- UL 98
- CSA
- IEC versions available



# Enclosed Disconnect Switches

## Part Numbering Guideline (example)

ED	FS	30	3	R	S	0	-
Enclosure Type	Switch Type	Amp Rating	Number of Poles	Color of handle: R = Red/yellow B = Black	Type of handle: S = Selector P = Pistol	Auxiliary contacts: See chart below	Other options

## Pre-break, Pre-mounted Auxiliary Contacts

Switch Style		Catalog Suffix				
		0	1	2	3	4
Non-fusible, 400A and less	FSLBS, FSSC, SX, SXDC	None	-	-	1 NO + NC	1 NO + NO
Non-fusible, over 400A	SC	None	1 NO	1 NC	1 NO + NC	1 NO + NO
Fusible	FBCC, FBJC, FBJxxxX, FBJxxxU	None	1 NO	1 NC	1 NO + NC	1 NO + NO

## Other Options

Please consult factory for availability and suffix for any other options including:

- Neutral blocks (N)
- Terminal Shrouds are integral or standard with many of our switches. If terminal shrouds are necessary, add a "T" to the end of the part number.
- Special Request
  - Pilot Lights
  - Pushbuttons
  - 2 or 3 position selector switches

## All enclosed switches are provided with a standard integral ground lug

Box type	Switch type	Ground lug wire size
NEMA/UL	16 – 60A	(2) #4 – #14
NEMA/UL	80 – 125A	(2) 1/0 – #14
NEMA/UL	200 – 400A	(2) 600kcmil – #2
NEMA/UL	600A & above	Consult Factory

Note: EDFs 40A, 60A & 80A use grounding stud

## Enclosure Application Information

Enclosure Type	Intended Use and Description
NEMA 1	Indoor use primarily to provide a degree of protection against contact with the enclosed equipment and against a limited amount of falling dirt.
NEMA 3R	Intended for outdoor use primarily to provide a degree of protection against rain, sleet, and damage from external ice formation.
NEMA 12	Intended for indoor use primarily to provide a degree of protection against circulating dust, falling dirt, and dripping non-corrosive liquids.
NEMA 4	Intended for indoor or outdoor use primarily to provide a degree of protection against windblown dust and rain, splashing water, hose-directed water, and damage from external ice formation.
NEMA 4X	Intended for indoor or outdoor use primarily to provide a degree of protection against corrosion, wind blown dust and rain, splashing water, hose-directed water, and damage from ice formation.
IEC IP65	Total protection against dust and protected against water jets from any hosed direction.

# Enclosed Disconnect Switches

NEMA ENCLOSURE 3 Pole, 600V 30-1200A, Non-fused		1	3R	12	4	4X Stainless	4X Non-Metallic
Ampere Rating (A)		Catalog Numbers					
UL 508	30	Special compact polycarbonate enclosures					EJFS303RS0
	60	Special compact polycarbonate enclosures					EJFS603RS0
	16	EAFS163RS0	EFFS163RS0	ECFS163RS0	EHFS163RS0	EBFS163RS0	EDFS163RS0
	25	EAFS253RS0	EFFS253RS0	ECFS253RS0	EHFS253RS0	EBFS253RS0	EDFS253RS0
	30	EAFS303RS0	EFFS303RS0	ECFS303RS0	EHFS303RS0	EBFS303RS0	EDFS303RS0
	40	EAFS403RS0	EFFS403RS0	ECFS403RS0	EHFS403RS0	EBFS403RS0	EDFS403RS0
	60	EAFS603RP0	EFFS603RP0	ECFS603RP0	EHFS603RP0	EBFS603RP0	EDFS603RP0
	80	EAFS803RP0	EFFS803RP0	ECFS803RP0	EHFS803RP0	EBFS803RP0	EGFS803RP0
UL 98	30	E AFC303RP0	EFFC303RP0	ECFC303RP0	EHFC303RP0	EBFC303RP0	EGFC303RP0
	60	E AFC603RP0	EFFC603RP0	ECFC603RP0	EHFC603RP0	EBFC603RP0	EGFC603RP0
	100 50 HP	E AFC1003RP0	EFFC1003RP0	ECFC1003RP0	EHFC1003RP0	EBFC1003RP0	EGFC1003RP0
	100 75 HP	E AFCX1003RP0	EFFCX1003RP0	ECFCX1003RP0	EHFCX1003RP0	E AFCX1003RP0	E AFCX1003RP0
	200	E AFC2003RP0	EFFC2003RP0	ECFC2003RP0	EHFC2003RP0	EBFC2003RP0	EGFC2003RP0
	400	E AFC4003RP0	EFFC4003RP0	ECFC4003RP0	EHFC4003RP0	EBFC4003RP0	EGFC4003RP0
	600	E ASC6003RP0	EFSC6003RP0	ECSC6003RP0	EHSC6003RP0	EBSC6003RP0	EGSC6003RP0
	800	E ASC8003RP0	EFSC8003RP0	ECSC8003RP0	EHSC8003RP0	EBSC8003RP0	EGSC8003RP0
	1000	E ASC10003RP0	EFSC10003RP0	ECSC10003RP0	EHSC10003RP0	EBSC10003RP0	EGSC10003RP0
	1200	E ASC12003RP0	EFSC12003RP0	ECSC12003RP0	EHSC12003RP0	EBSC12003RP0	EGSC12003RP0

NEMA ENCLOSURE 3 Pole, 600V 30-800A, Fused			1	3R	12	4	4X Stainless	4X Non-Metallic
Ampere Rating (A)		Fuse Type	Catalog Numbers					
UL 98	30, compact	CC	EAFBCC303RP0	EFFBCC303RP0	ECFBCC303RP0	EHFBCC303RP0	EBFBCC303RP0	EGFBCC303RP0
	30, compact	J	EAFBJC303RP0	EFFBJC303RP0	ECFBJC303RP0	EHFBJC303RP0	EBFBJC303RP0	EGFBJC303RP0
	30	J	EAFBX303RP0	EFFBX303RP0	ECFBX303RP0	EHFBX303RP0	EBFBX303RP0	EGFBX303RP0
	60	J	EAFBJ603RP0	EFFBJ603RP0	ECFBJ603RP0	EHFBJ603RP0	EBFBJ603RP0	EGFBJ603RP0
	100	J	EAFBJ1003RP0	EFFBJ1003RP0	ECFBJ1003RP0	EHFBJ1003RP0	EBFBJ1003RP0	EGFBJ1003RP0
	200	J	EAFBJ2003RP0	EFFBJ2003RP0	ECFBJ2003RP0	EHFBJ2003RP0	EBFBJ2003RP0	EGFBJ2003RP0
	400	J	EAFBJ4003RP0	EFFBJ4003RP0	ECFBJ4003RP0	EHFBJ4003RP0	EBFBJ4003RP0	EGFBJ4003RP0
	600	J	EAFBJ6003RP0	EFFBJ6003RP0	ECFBJ6003RP0	EHFBJ6003RP0	EBFBJ6003RP0	EGFBJ6003RP0
	800	L	EAFBL8003RP0	EFFBL8003RP0	ECFBL8003RP0	EHFBL8003RP0	EBFBL8003RP0	EGFBL8003RP0

Notes: Each of the above enclosed switches are listed having a red/yellow handle. Simply replace the "RS" or "RP" with a "BS" or "BP" to receive with a black handle. The non-metallic enclosures are comprised of "ED" polycarbonate and "EG" polyester fiberglass.

# Enclosed Disconnect Switches

Switch Rating	Enclosure Type	H height (in)	W width (in)	D depth (in)	MH mounting height (in)	MW mounting width (in)	Shipping Weight (lbs)	Figure No.
16-40A (FSLBS) UL508	1	8	8	6	5	7	10	2
	3R	8	8	6	9	3	11	1
	12	8	6	6	8.75	4	7	1
	4	5.91	5.91	4.72	5.2	3.35	7	2
	4X Stainless	5.91	5.91	4.72	5.2	3.35	7	2
	4X Non-Metallic	7	5	5	6.18	4.21	2	2
60A (FSLBS) UL508	1	8	8	6	5	7	10	2
	3R	8	8	6	9	3	10	1
	12	8	6	6	8.75	4	7	1
	4	7.87	5.91	4.72	7.17	3.35	7	2
	4X Stainless	7.87	5.91	4.72	7.17	3.35	7	2
	4X Non-Metallic	7	5	5	6.18	4.21	4	2
80A (FSLBS) UL508	1	10	8	6	7	7	10.6	2
	3R	10	8	6	11	3	11.1	1
	12	10	8	6	10.75	6	12.3	1
	4	9.84	7.87	5.91	9.13	5.31	9.8	2
	4X Stainless	9.84	7.87	5.91	9.13	5.31	9.8	2
	4X Non-Metallic	11.3	9.31	5.43	10.75	6	6	1
100A (FSSC) UL98	1	10	8	6	7	7	10.6	2
	3R	10	8	6	11	3	11.1	1
	12	10	8	6	10.75	6	12.3	1
	4	10	8	6	10.75	6	11.8	1
	4X Stainless	9.84	7.87	5.91	9.13	5.31	9.8	2
	4X Non-Metallic	11.31	9.31	5.43	10.75	6.02	7.6	1

## Dimensions (in / mm)

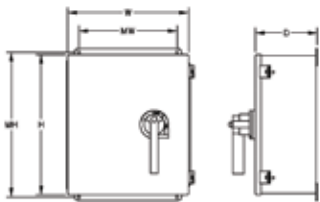
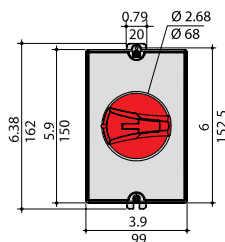


Figure 1



EJSF303RS0

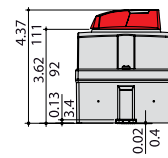


Figure 3

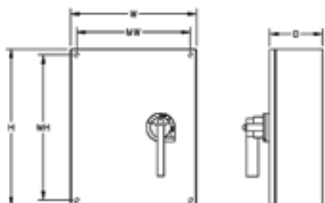
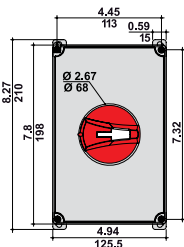


Figure 2



EJSF603RS0

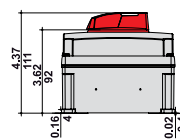


Figure 4

# Enclosed Disconnect Switches

Switch Rating	Enclosure Type	H height (in)	W width (in)	D depth (in)	MH mounting height (in)	MW mounting width (in)	Shipping Weight (lbs)	Figure No.
30A (FSSC) UL98	1	8	8	6	5	5	9.3	2
	3R	8	8	6	9	3	10.2	1
	12	7.87	5.91	4.72	5.2	3.35	7.6	1
	4	7.87	5.91	4.72	5.2	3.35	7.6	1
	4X Stainless	9.844	7.87	5.91	9.13	5.31	10.1	2
	4X Non-Metallic	9.3	7.31	4.96	8.74	4.01	6.2	1
60A (FSSC) UL98	1	12	12	6	9	11	16	2
	3R	12	10	6	13	3	17.6	1
	12	12	12	6	12.75	10	21.6	1
	4	12	12	6	12.75	10	21.9	1
	4X Stainless	11.81	9.84	5.91	11.1	7.28	17.4	2
	4X Non-Metallic	13.3	11.29	7.1	12.75	8.01	12.9	1
100A (SX) UL98	1	12	12	6	9	11	16	2
	3R	12	10	6	13	3	17.6	1
	12	12	12	6	12.75	10	21.6	1
	4	12	12	6	12.75	10	21.9	1
	4X Stainless	12	10	6	12.75	8	18.6	1
	4X Non-Metallic	13.3	11.29	7.1	12.75	8.01	12.9	1
200A (SX) UL98	1	30	20	8.62	27.5	15	68.6	2
	3R	30	14	8	31	13	88.6	1
	12	30	20	8	28.5	18.5	70.1	2
	4	30	20	8	28.5	18.5	70.1	2
	4X Stainless	30	20	10	28.5	18.5	71	1
	4X Non-Metallic	32.87	25	11.81	34.72	22.91	59.3	1

Note: Dimensions are subject to change! Please consult factory for verification.



# Enclosed Disconnect Switches

Switch Rating	Enclosure Type	H height (in)	W width (in)	D depth (in)	MH mounting height (in)	MW mounting width (in)	Shipping Weight (lbs)	Figure No.
30A (FBCC Compact) UL489	1	8	8	6	5	7	9.4	2
	3R	8	8	6	9	3	10.3	1
	12	9.84	7.87	5.91	9.13	5.31	10.8	1
	4	9.84	7.87	5.91	9.13	5.31	10.8	1
	4X Stainless	9.84	7.87	5.91	9.13	5.31	11.3	2
	4X Non-Metallic	11.31	9.31	6.93	10.75	6.02	9.7	1
30A (FBJ Compact) UL489	1	12	12	8	9	11	18.3	2
	3R	12	12	10	13	3	23.2	1
	12	12	10	8	12.75	8	14.4	1
	4	13.78	11.81	7.87	13.07	9.25	22.4	2
	4X Stainless	13.78	11.81	7.87	13.07	9.25	24.3	2
	4X Non-Metallic	11.31	9.31	6.93	10.75	6.02	9.7	1
30A (FBX) UL98	1	12	12	8	9	11	18.3	2
	3R	12	12	10	13	5	23.2	1
	12	12	10	8	12.75	8	21.9	1
	4	13.78	11.81	7.87	13.07	9.25	22.4	2
	4X Stainless	13.78	11.81	7.87	13.07	9.25	24.3	2
	4X Non-Metallic	15.32	13.3	8.19	14.75	10	17.1	1
60A (FBX) UL98	1	12	12	8	9	11	18.2	2
	3R	12	12	10	13	5	23.1	1
	12	12	10	8	12.75	8	14.6	1
	4	13.78	11.81	7.87	13.07	9.25	24.2	2
	4X Stainless	13.78	11.81	7.87	13.07	9.25	24.2	2
	4X Non-Metallic	15.32	13.3	8.19	14.75	10	17.5	1
100A (FBX) UL98	1	20	16	8.62	17.88	11	35.2	2
	3R	18	18	10	19	13	41.3	1
	12	20	16	8	21.24	10	35.2	1
	4	20	16	8	18.5	14.5	39	2
	4X Stainless	20	16	8	18.5	14.5	38.1	2
	4X Non-Metallic	19.31	17.31	9.58	18.74	12	25.6	1
200A (FBX) UL98	1	24	20	8.62	21.96	12.76	56.6	2
	3R	24	24	10	25	13	61.2	1
	12	24	20	8	25.24	14	51	1
	4	24	20	8	22.5	18.5	49.5	2
	4X Stainless	24	20	8	22.5	18.5	50.5	2
	4X Non-Metallic	28.94	21	10.63	30.79	18.97	46.3	1

Note: Dimensions are subject to change! Please consult factory for verification.