

CLASS H, K & R

250 & 600 Volt Fuse Blocks

250 & 600V Class H, K & R Fuse Blocks

Mersen Class H, K and R fuse blocks accommodate all Class H, K and R 250 and 600V power fuses. A choice of screw, pressure plate, box and special order stud connectors fit a wide range of stranded or solid copper or aluminum wire. Insulators are either molded glass-filled polycarbonate (GFPC) or phenolic with verified dielectric strength in excess of 2500V. 30, 60 and 100A fuse blocks feature a unique adder block which can be snapped onto 1-, 2- or 3-pole blocks to form multi-pole segmented blocks of as many poles as desired. All fuse clips are made of high conductivity tin-plated copper, with a choice of spring reinforced or non-spring reinforced clips in 30A and 60A. Clips 100A and above are spring reinforced.

Recommended Fuse Usage:

Class R Blocks (250V) use with A2D-R, A2K-R, TR-R

Class R Blocks (600V) use with A6D-R, A6K-R, TRS-R

Class H & K Blocks (250V) use with OT, RF, A2Y types 1 & 3 OTN, CRN, NRN

Class H & K Blocks (600V) use with OTS, RFS, A6Y types 1 & 3 CRS, NRS

Clip & Connector Types

30A & 60A Clips		Connectors		Connectors	
Spring Reinforced Class R 	Non-Spring Reinforced 30A & 60A Box 	Spring Reinforced 30A & 60A Box 			
Class H & K 	Non-Spring 30A Screw 	Spring 30A Screw (R) 			
Non-Spring Reinforced 	Non-Spring 30A Pressure Plate 	Spring 30A Screw 			
		Spring Reinforced 30A Pressure Plate 			
Connectors					
Spring Reinforced 100A Box 	Spring Reinforced 400A Box In-Line Clip 				
Spring 200A Box Side Clip 	Spring 400A Box Side Clip 				



Ratings:

Volts : 250VAC / DC

: 600VAC / DC

Amps : 30A, 60A, 100A, 200A, 400A, 600A

SCCR : 10kA with class H fuses
: 50kA with class K fuses
: 200kA with class R fuses

Approvals:

- All fuse blocks meet the requirements of UL 4248
- UL listed, guide IZLT, File E52283
- UL recognized component guide IZLT2, file E52283
- CSA certified class 6225, File 32169



CLASS H, K & R 250 & 600 Volt Fuse Blocks

600 Volt, 30 & 60 Ampere Class H, K and R Fuse Blocks

Ampere Rating	Poles	Connector		Catalog No.			Fig.	Connector Torque In - lb
		Type	Wire Range	Class H & K Non-Spring Reinforced	Class H & K Spring Reinforced	Class R Spring Reinforced		
30 GFPC Insulator	ADDER 1 2 3	Box	Al/Cu #2-14	60300	60305	60305R	1	35
				60301	60306	60306R	2	
				60302	60307	60307R	3	
				60303	60308	60308R	4	
	ADDER 1 2 3	Screw	Cu #10-14	60310	60315	60315R	1	20
				60311	60316	60316R	2	
				60312	60317	60317R	3	
				60313	60318	60318R	4	
	ADDER 1 2 3	Pressure Plate	Cu #10-14	60320	60325	60325R	1	20
				60321	60326	60326R	2	
		Pressure Plate	Cu #10-14	60322	60327	60327R	3	
				60323	60328	60328R	4	
	ADDER 1 2 3	Box	Cu* #4-14	-	60355	60355R	1	35
				-	60356	60356R	2	
				-	60357	60357R	3	
-				60358	60358R	4		
60 GFPC Insulator	ADDER 1 2 3	Box	Al/Cu #2-14	60600	60605	60605R	1	45
				60601	60606	60606R	2	
				60602	60607	60607R	3	
				60603	60608	60608R	4	
	ADDER 1 2 3	Box	Cu* #4-14	-	60655	60655R	1	45
				-	60656	60656R	2	
				-	60657	60657R	3	
				-	60658	60658R	4	
				-	-	-	-	
				-	-	-	-	

Note: To convert 30A or 60A adder pole to single pole, use end barrier #U09361.

* Fuse blocks have copper box connectors and clips and are for copper wires only. These are specifically designed with the same coefficient of expansion as copper wire for improved heat cycling and meet or exceed OEM "no aluminum" specifications.

Recommended mounting screws for all 30A and 60A fuse blocks: 1/4" (.250" dia.)

Dimensions

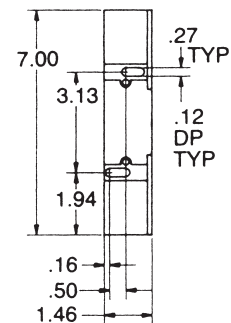


Figure 1

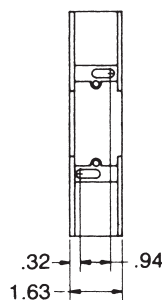


Figure 2

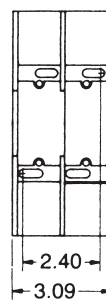


Figure 3

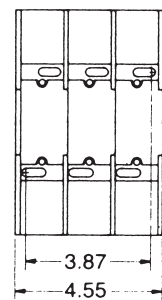
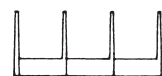
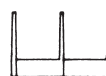
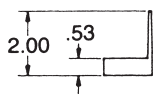


Figure 4



CLASS H, K & R 250 & 600 Volt Fuse Blocks

600 Volt, 100 & 200 Ampere Class H, K and R Fuse Blocks

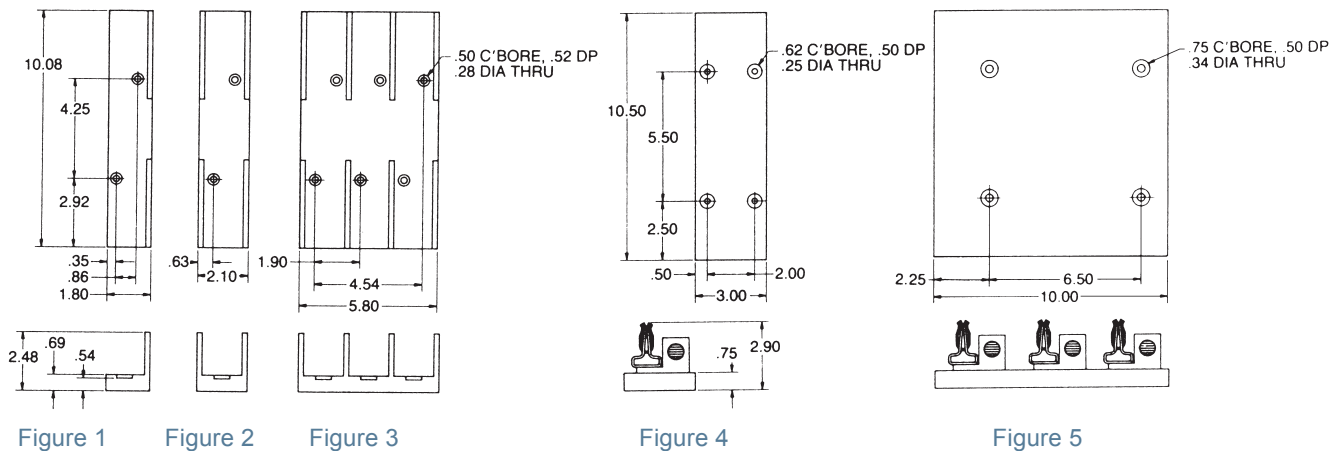
Ampere Rating	Poles	Connector		Catalog No.		Fig.	Connector Torque In - lb
		Type	Wire Range	Class H & K Spring Reinforced	Class R Spring Reinforced		
100 Insulator	ADDER 1 3	Box	Al/Cu 2/0-#6	61035	61035R	1	120
				61036	61036R	2	
				61038	61038R	3	
	ADDER 1 3	Box	Cu* 2/0-#12	61005	61005R	1	50
				61006	61006R	2	
				61008	61008R	3	
200 Insulator	1	Box	Al/Cu	62001	62001R	4	375
	3	Side-Clip	350kcmil-#6	62003	62003R	5	
	1	Box	Cu*	62051	62051R	4	275
	3	Side-Clip	350kcmil-#6	62053	62053R	5	

* Fuse blocks have copper box connectors and clips and are for copper wires only. These are specifically designed with the same coefficient of expansion as copper wire for improved heat cycling and meet or exceed OEM "no aluminum" specifications.

Recommended mounting screws:

- All 100A-1/4" (.250" dia.)
- 200A, 1-pole - #10 (.190" dia.)
- 200A, 3-pole - 5/16" (.313" dia.)

Dimensions



CLASS H, K & R 250 & 600 Volt Fuse Blocks

600 Volt, 400 & 600 Ampere Class H, K and R Fuse Blocks

Ampere Rating	Poles	Connector		Catalog No.		Fig.	Connector Torque In - lb
		Type	Wire Range	Class H & K Spring Reinforced	Class R Spring Reinforced		
400 Phenolic Insulator	1	Box*	Al/Cu	64001	64001R	1	375
	3	Side-Clip	1000-250kcmil	64003	64003R	2	
	1	Box*	Cu**	64051	64051R	1	375
	3	Side-Clip	1000-250kcmil	64053	64053R	2	
	1	Box	AL/Cu	64031	64031R	3	275
	3	In-Line Clip	(2) 350kcmil-#4	64033	64033R	4	
1	Box	Cu**	64061	64061R	3	275	
3	In-Line Clip	(2) 350kcmil-#6	64063	64063R	4		
600 Phenolic Insulator	1	Box	Al/Cu	6631	6631R	5	500
	3	In-Line Clip	(2) 500kcmil-#4	6633	6633R	6	
	1	Box	Cu**	6661	6661R	5	375
	3	In-Line Clip	(2) 500kcmil-#4	6663	6663R	6	

*Not UL Listed or CSA Certified

**Fuse blocks have copper box connectors and clips and are for copper wires only. These are specifically designed with the same coefficient of expansion as copper wire for improved heat cycling and meet or exceed OEM "no aluminum" specifications.

Recommended mounting screws for all 400A and 600A fuse blocks: 5/16 (.313" dia.)

Dimensions

